



From Sea to Shining Sea 2023 National Convention Cape Cod, MA



Welcome to all of our mini friends from sea to shining sea! Can you believe the world was hit with a once-in-a-hundred-year pandemic? We weathered the Covid storm, adjusted our sails, recalculated our journey, and relocated our convention site. So welcome to Cape Cod! The last time Cape Cod hosted a NAME Houseparty was in the 1980s! This special location does not come around very often. Some things may remain the same, and other convention traditions may vary slightly, but either way....you are in for a marvelous mini-experience!

Having said that, our quarantine time was turned into "Quarantiny Time"! With extra time on our hands, our committee members used their talents to come up with some extra special committee gifts! The centerpieces, designed by Robin Betterley, are spectacular! OH! And the souvenirs! Our artists were chosen from across the land to wow you with magnificent minis!

The Totebag committee has been collecting favors and stuffing "beach bags"! And, the surprises and treasures to be found in the Hospitality Room are astounding! Our Hospitality Chair has gone ALL OUT in creating a seaside adventure! Do not miss the Hospitality Room! Of course, the mini garage sale will be Off-the-charts full of goodies. The garage sale committee used their Quarantiny time to sort, bag, and store thousands of mini items. We would like to wish all of you a "Happy Shopping" experience in advance of the garage sale and sales room opening!

There are many things to do on Cape Cod and the surrounding areas, including Nantucket and Martha's Vineyard. Look over the extensive Area Attractions and enjoy the local food, historic sights, and seaside charm of Cape Cod. We made sure to include some time in the convention schedule to go and put your toes in the sand, and breathe in the salty air! Our mermaid, sailor, and Uncle Sam can't wait for you to join them in Hyannis, Massachusetts, and falling in love with Old Cape Cod! See you in August!

Kim Carlson

Kim Carlson
Chairman

Joanne Kelsall

Joanne Kelsall
Co-Chair



From Sea to Shining Sea Committee List



Hosting Chair: Kim Carlson
capecodcarlson67@gmail.com

Assistant: Joanne Kelsall
tljak44@hotmail.com

Centerpieces: Robin Betterley
robin@robinbetterley.com

Committee Gifts: Lissa Loosemore
elloosemore@att.net

Assistant: Johnnie Somerville
jaranda682@hotmail.com

Door Prizes: Carol Block
cblock1@metrocast.net

Exhibit Room: Katie Kirby
kmkirby25@gmail.com

Garage Sale: Marilyn Ferkinhoff
mfmini@cox.net

Gold Star: Debbie Colombo
irvfink@gmail.com

Hospitality: Patty Moneyhun
pattymoneyhun1@gmail.com

Houseparty Helpers: Dave Ferkinhoff
mrjune@cox.net

Assistant: Barbara Thornton-Hill
bathca@gmail.com

Mini Exchange (Swaps): Fern Rouleau
fern@cox.net

Assistant: Barb Kenyerer
travelbarb@hotmail.com

Operations: Denise Goodspeed
destinymg@msn.com

Assistant:

Public Day: Ann McNeil
amfm1942@hotmail.com

Publicity: Sandra Shumway
sandra.shumway@uconn.edu

Registration: Juliana Hagel
purplejuliana@yahoo.com

Assistant: Kirsten Berg-Sonne
kirsten@Ankersoft.com

Roundtables: Emily Blair
emily.m.blair.11@gmail.com

Sales Room: Pete Boorum
peteboorum@gmail.com

Assistant: Sue Krzysko
skrzysko@verizon.net

Souvenir Book: Marlyn Garcia-Brown
marlyngarciabrown@gmail.com

Souvenirs: Taryn Reece
taryn@robinbetterley.com

Theme Luncheons: Kim Wood
GWood14@att.net

Assistant: Kristie Norman
kristie@normanscountrycreek.com

Table Hosts/Advanced Table Seating: Ruth Clay
ruthclay@gmail.com

Totebags: Susan Ostheimer
snosue7@aol.com

Assistant: Lucy Seiler aura@optonline.net

Workshops: Ann Pennypacker
aminithing@gmail.com

Assistant: Karen Barone
kbarone0117@gmail.com

Houseparty Advisor: Janet Chase
flomac@embarqmail.com

NAME Convention Liaison: Leanne Kirsch
lkirsch@drtel.net



Code of Ethics and Cancellation Form



NAME has learned from past experience that certain regulations must be adhered to in order that all registrants are treated fairly and can enjoy the benefits of the Houseparty. The following are rules by which every registrant must abide:

1. Your Houseparty registration is non-transferable. If for some reason you are unable to attend you may either (a) contact the NAME Office regarding your cancellation (please use the form below) & a refund (less \$40) will be made if the office is notified before **July 3, 2023**, or (b) If you wish to stay registered but can't attend, make arrangements with the Registration Chairman to receive your Souvenirs, Tote Bag, & Souvenir Book by mail.
2. You may not lend your badge to anyone for any reason.
3. No one other than authorized Houseparty Dealers may sell merchandise at any time on Houseparty premises.

***Failure to abide by these rules can seriously affect your opportunity to attend future
NAME Conventions/Houseparties.***

Neither the National Association of Miniature Enthusiasts, its officers, members, agents or assignees, nor the Houseparty Steering Committee, jointly or severally, shall be responsible for loss of goods, merchandise displays or other accouterments which may result from fire, flood, theft, vandalism, Acts of God or any action which may occur before, during or after the Convention/Houseparty. Participants are hereby advised that the National Association of Miniature Enthusiasts and its designated authorities do not and will not carry insurance to cover damage or loss which may be sustained by participants, participants' personnel and/or guests.

The NAME Board of Trustees

From Sea to Shining Sea **2023 HYANNIS, CAPE COD CANCELLATION FORM** ***Postmark deadline July 3, 2023***

Name _____ Email _____

Address _____ Phone (____) _____


City _____ State _____ Zip _____

ALL Registered Activities (include Workshops, Luncheons, Tours & if you've volunteered or signed up for things such as Swaps, Exhibits, etc):

Please mail form to: NAME 2023 Cape Cod Convention CANCELLATION ▪ PO Box 69 ▪ Carmel, IN 46082



Convention/Houseparty Information



These definitions are provided to explain NAME Convention/Houseparty Terminology and the activities available.

Academy of Honor (AOH)

Recognizes those members of NAME whose talent, leadership and achievements have helped determine and preserve the art of miniatures.

Annual Business Meeting

As authorized by NAME Bylaws, the primary purpose of the Annual National Convention is to hold the annual meeting of its members. Its function is to provide a forum to conduct NAME business by bringing together NAME Officers, Board Members, Club Presidents, State Reps, Regional Coordinators and Members. All NAME members are invited to attend. If they are not registered for the Convention, they must present a current membership card. All members have an equal vote. The results of the election of officers are announced every two years. Changes in the NAME Bylaws are voted on annually, if such changes are proposed. The President of the Association chairs the Business Meeting.

Auction

An auction of special items donated to NAME with all proceeds going to NAME. This is held in the evening.

Banquet

This is the main formal meal, served on Saturday evening. Door Prizes and Houseparty Helpers are drawn and Table Favors and Table Exchange gifts are exchanged.

Centerpiece

All tables at all meal functions feature a centerpiece. These are miniature scenes, depicting the Convention theme, which various NAME members have created. There is a drawing at the Sunday Brunch and a winner at each table receives the centerpiece.

Club Presidents Meeting

A meeting is held for any Club President or Club representative to allow our Clubs an opportunity to share ideas and discuss solutions to problems.

Convention Badge

Your name badge must be worn at all convention functions. You may not lend your badge to anyone for any reason. If you leave the hotel for anything other than a Convention function, please remove your badge. It's a sure sign you are a tourist with money in your pocket.

Door Prize

Door Prizes are miniature items donated by registrants. They are valued from \$10.00 to \$50.00. Door Prizes are given at meal functions by a drawing of table seat number. If you donate one, turn it in at the Registration Area. They should be boxed, but unwrapped.

Exhibit Room

A Convention highlight is a wonderful display of miniatures that have been brought by the registrants to share with everyone attending. Exhibit hours are listed in the Schedule of Events.

First Timers Meeting

A meeting held for all those attending their first Convention to introduce these registrants to the terminology of the Convention and to answer any questions.

Garage Sale

This is a typical garage sale of miniature items donated to NAME. There will be bargains galore, so arrive early!! Please be courteous to other shoppers. No hoarding a large number of items to sort through in a corner of the room later.

Gold Star Volunteers

This is a program that allows attendees to volunteer their time to assist the various committees at the Convention. Volunteers who work for at least two hours at the Convention receive a Gold Star Volunteer pin.

Hospitality Room

A room is setup for the registrants to stop by and chat with other registrants. The hours of the Hospitality Room are listed on the Schedule of Events. Special activities, exclusive to the Hospitality Room, will be provided.

Hostess/Host

Registrants sign up ahead of time to be a hostess or host at meal functions. They have specific duties such as putting the centerpiece and souvenirs on the table at each meal function, overseeing the sign-in sheet, introducing the guests to each other, making the guests feel welcome, etc. It is best to have attended a NAME Convention at least once before you sign up to be a Hostess/Host.

Houseparty Helpers

Houseparty Helpers are donated items valued at \$150 or more. Raffle tickets are sold and the proceeds will be used to defray Convention expenses. Purchase your tickets and place them in the box for the item you would like to win. One ticket is chosen from each container and that person wins that Helper. **Helpful Hint:** *Pre-printed return address labels are very helpful when putting your name on the Houseparty Helper tickets and on the sign-up sheet at meal functions.*

Meal Functions

All meals on the Schedule of Events, with the exception of the Theme Luncheons/Dinners or meals served on the Tours, are included in the registration fee.

NAME Evening With Friends

This is a NAME fundraiser usually held on Wednesday evening. There are usually refreshments, could have entertainment, a possible auction of special items and a small gift is presented. Each "GALA" is different based on the theme of the Convention. You must pre-register for one of the limited spaces available at an additional fee.

No Host Cocktail Party

A cash bar cocktail party held prior to the banquet on Saturday evening. It gives you an opportunity to visit with other guests and view those registrants who choose to wear theme-related costumes.

Pre-Convention Workshops

One, two or three-day workshops are given by instructors on Monday, Tuesday and Wednesday preceding the Convention. They are limited in number of participants and you must pre-register for these workshops. A list of these workshops is included in your registration packet. These workshops fill up quickly and are filled on a first come, first served basis according to registration form arrival. First-day arrivals (all those received on or before a specified date regardless of order received) will be registered first. Those arriving the following day will be second-day and processed next, etc. If there are more first-day arrivals than space will allow, those registrations will go to a lottery. If your first choice is full and you have indicated other choices, you will be registered in your next choice if space is available. Fee adjustments will be made if necessary. If you are placed on a waiting list, your check will be held. If you do not get into the wait-listed workshop, your check will be returned following the Convention. A fee is charged for Pre-Convention Workshops. If there are any openings remaining in these workshops, they will be filled at the Convention.

Regional Meetings

Members from each region get together with their Regional Coordinator and State Representatives to make plans for the coming year. A report of the previous year is also given. This is a wonderful opportunity to have input into the events and projects planned for your region. And is a way of showing your Regional Coordinator and State Reps that they have your support.

Registered Workshops

Workshops are given by instructors on Thursday and Friday during the Convention and are usually 4 hr or less. The number of participants is limited and you must pre-register for these workshops. A list of the workshops is included in your registration packet. Please see "Pre-Convention Workshops" for an explanation of how the workshops are filled. A fee is charged for Registered Workshops. If there are any openings remaining in these workshops, they will be filled at the Convention.

Registration at the Convention

When registrants arrive at the Convention/HP, they need to report to the Registration area to pick up their packet of information, name tag, tote bag and souvenir book. Registrants will also sign up for table seating for the meal functions if they have opted not to be pre-seated. The Schedule of Events lists the frequent hours the Registration area is open. This is the best time to drop off Door Prizes, Houseparty Helpers, Auction and Garage Sale items.

Roundtable Workshops

Instructors will offer hands-on workshops in small groups in the roundtable workshop room. Kits are sold for \$5 or less to complete the workshop, which should take 30 minutes or less. Pre-sales for Roundtable kits are held prior to the workshop session, and remaining kits are sold in the workshop room. These workshops are listed in the Souvenir Book and a separate list is provided in the registration packet you will receive at the Convention. Finished Kits will be on display near the registration area during registration hours.

Mega Roundtable Workshops

Instructors will offer hands-on workshops in small groups in the roundtable workshop room. Kits are sold for \$10 or less and the workshop should take two hours or less to complete. Pre-sales for Mega Roundtable kits are held prior to the workshop session, and remaining kits are sold in the workshop room. These workshops are listed in the Souvenir Book and a separate list is provided in the registration packet you will receive at the Convention. Finished kits will be on display near the registration area during registration hours.

Sales Room

Selected dealers with a variety of miniature merchandise at various prices. The hours of the Sales Room are listed on the Schedule of Events.

Souvenirs

These are specially made gifts for each Convention registrant. Souvenirs are limited editions and made only for this Convention. They are presented at the meal functions. Registrants are not to open souvenirs until an announcement is made to do so, then everyone opens them at the same time.

Souvenir Book

A book printed especially for the Convention containing the Convention Schedule of Events, a list of the workshops and items related to the Convention theme. The Souvenir Book is a nice addition to a miniature library.

Table Exchange Gifts

Many registrants make or buy one gift valued at approximately \$10 to \$15 to exchange with another person at their table who(se) also brought a gift. This is an optional, but popular, tradition for the Saturday Night Banquet. Table Exchanges should be gift wrapped (include your name/contact info inside).

Table Favors

There will be ten attendees at each table. Many registrants make or buy nine small gifts, valued at approximately \$3 to \$5, to present to their table companions at the Saturday Night Banquet. This is entirely optional, but most guests do elect to participate. It is fun if the Table Favors are theme related and wrapped as a gift (include your name/contact info inside).

Theme Luncheons and Dinners

These are luncheons or dinners at which an artisan will present a demonstration or lecture on a specific subject. The number of participants is limited and you must pre-register for these luncheons. A list of these Luncheons and Dinners is included in your registration packet. Please see "Pre-Convention Workshops" for an explanation of how the luncheons and dinners are filled. A fee is charged for Theme Luncheons and Dinners. If there are any openings remaining in the Theme Luncheons and Dinners, they will be filled at the Convention.

Tote Bags

At registration you will receive a Tote Bag of miniature favors donated by NAME Clubs and individual members. Donations are normally a sufficient quantity to give one per attendee, although any quantity is greatly appreciated. Not everyone will get the same Tote Bag Favors, but the distribution will be pretty equal. If you wish to donate Tote Bag Favors, there is a form available in your registration packet.



Schedule

(Tentative)



SUNDAY AUGUST 13, 2023

7:00 pm - 8:00 pm Registration

MONDAY AUGUST 14, 2023

7:00 am - 8:00 am Registration
7:00 am - 8:00 am Pre-Con Workshop Set-Up
8:00 am - 5:00 pm Pre-Con Workshops
8:00 am - 5:00 pm Board Meetings
5:30 pm - 7:00 pm Registration

TUESDAY AUGUST 15, 2023

7:00 am - 8:00 am Registration
7:00 am - 8:00 am Pre-Con Workshop Set-Up
8:00 am - 5:00 pm Pre-Con Workshops
8:00 am - 5:00 pm Board Meetings
5:00 pm - 7:00 pm Hospitality Set-Up
Houseparty Helper Set-Up
5:30 pm - 7:30 pm Registration
6:30 pm - 9:30 pm RC/SR Meeting

WEDNESDAY AUGUST 16, 2023

7:00 am - 8:00 am Registration
7:00 am - 8:00 am Pre-Con Workshop Set-Up
8:00 am - 5:00 pm Pre-Con Workshops
8:00 am - 7:00 pm Dealers Sales Room Set-Up
Exhibit Set-Up
8:00 am - 5:00 pm Houseparty Helper Set-Up
Hospitality Room Set-Up
5:00 pm - 6:30 pm Registration
6:00 pm - ??? pm Evening with Friends: Clambake

THURSDAY AUGUST 17, 2023

7:00 am - 7:30 am First Timer's Meeting
7:00 am - 8:00 am Registration
7:00 am - 11:30 am Dealers Sales Room Set-Up
Houseparty Helper Set-Up
Exhibit Set-Up
7:00 am - 7:30 am Registered Workshop Set-Up
7:30 am - 11:30 am Registered Workshops
7:00 am - 11:30 am Hospitality Room Open
10:00 am - 11:15 am Houseparty Helpers Open
Club Presidents Meeting
11:30 am - Noon Table Hostess Meeting
Noon - 1:30 pm Opening Luncheon
2:00 pm - 5:00 pm Sales Room Open
2:00 pm - 5:00 pm Houseparty Helpers Open
Exhibits Open
Hospitality Room Open
5:00 pm - 6:00 pm Free for Dinner
5:30 pm - 6:00 pm Round Table & Mega RT Set-Up
6:00 pm - 6:15 pm Round Table & Mega RT Pre-Sales
6:15 pm - 6:45 pm Round Table & Mega RT Sales
6:45 pm - 7:30 pm Round Table & Mega RT Workshops
8:00 pm - ??? pm Beach Bingo Bash

FRIDAY AUGUST 18, 2023

7:00 am - 7:30 am Registered Workshop Set-Up
7:30 am - 11:30 am Registered Workshops
9:00 am - 11:00 am Hospitality Room Open
Houseparty Helpers Open
Theme Luncheon Set-Up
Theme Luncheons
Home Improvement Seminar
Sales Room Open
Houseparty Helpers Open
Hospitality Room Open
Exhibits - Camera Time Only
Exhibits Open
Home Improvement Seminar
Future HP/Conven. Chair Meeting
Garage Sale
AOH/Life Member Reception
Auction
2:00 pm - 2:30 pm
2:30 pm - 5:00 pm
5:00 pm - 5:30 pm
5:00 pm - 6:00 pm
5:30 pm - 6:45 pm
7:00 pm - 8:00 pm
8:00 pm - ??? pm

This is a **tentative** schedule. Please make sure when you arrive onsite you use the schedule given to you in your registration packet. The schedule you receive in your registration packet will have all updates and changes.

Registration - During these hours the Committee will accept: Sign-ups for Gold Star Volunteers, table seating and will receive items for Auction, Door Prizes, Houseparty Helpers, Charity Items, Garage sale and Mini Swaps.

Saturday/Sunday Schedule
Continued on Back Page



Schedule

(Tentative)



SATURDAY

AUGUST 19, 2023

8:30 am - 9:30 am	Regional Meetings
10:00 am - Noon	NAME Business Meeting
Noon - 12:15 pm	Theme Luncheon Set-Up
12:15 pm - 1:45 pm	Theme Luncheons
2:00 pm - 5:00 pm	Sales Room Open - Public Day
	Exhibits Open
	Hospitality Room Open
	Houseparty Helpers Open
2:00 pm - 4:00 pm	Youth Activity-Open to the Public
5:00 pm - 6:00 pm	Mini Swap Pick-Up
5:00 pm - 5:30 pm	Early Exhibit Pick-Up
5:15 pm - 5:45 pm	Dealer Meeting
6:00pm - 7:00 pm	No-Host Cocktail Party
6:30 pm - 7:00 pm	Table Host Meeting
7:00 pm - 10:00 pm	Banquet, HH Drawing

SUNDAY

AUGUST 20, 2023

7:00 am - 9:00 am	Board Meeting
8:30 am - 9:00 am	Pick-Up Gold Star Pins
	Table Host Meeting
9:00 am - 11:00 am	Closing Brunch
Noon - 3:00 pm	Sales Room Open - Public Day
Noon - 2:00 pm	Youth Activity-Open to the Public
3:00 pm - 6:00 pm	Pick-Up Exhibits
3:00 pm - 6:00 pm	Sales Room Breakdown

Here's a handy place to keep track of your forms:

My Tear Sheet Record		
Did I Send It?	Date Sent	
Forms sent to:		
NAME		
PO Box 69		
Carmel, IN 46082		
	Pre-Convention Workshop Form	
	Registered Workshop Form	
	Theme Luncheon Form	
	An Evening with Friends Form	
Forms sent to each Committee Chairperson (NOT TO THE NAME OFFICE!)		
	Advanced Table Seating Form	
	Auction Form	
	Door Prize Form	
	Exhibits Form	
	Garage Sale Form	
	Gold Star Volunteer Form	
	Host/Hostess Form	
	Houseparty Helpers Form	
	Roundtable & Mega Roundtable	
	Instructor Application & Sample	
	Souvenir Book Ad Form	
	Souvenir Book Special Form	
	Tote Bags Form	

We look forward to seeing you Hyannis, Cape Cod!



Dealer List

2022 National Convention

Hyannis, Cape Cod

August 17-20, 2023



Volker Arnold

Volker Arnold
Dresden, Germany
vasaw@gmx.de
www.va-holzkunst.de

Betinha Murta Miniatures Inc.

Betinha Murta
Orlando, FL
elizabeth_murta@yahoo.com
<https://www.etsy.com/shop/BetinhaMurtaminis>

by Rachelle

Rachelle Spiegel
Plainview, NY
rachelle@byrachelle.com
www.byrachelle.com

Carl's Miniatures

Carl Bronsdon
Seattle, WA
csbronsdon@aol.com

Carolyn McVicker

Carolyn McVicker
Scaly Mtn., NC
marycmcvicker@gmail.com
www.carolynmcvicker.com

Carol Sherry Miniature

Carol Sherry
Maple Grove, MN
Carol_Sherry@comcast.net
www.CarolSherryminiatures.com

Dollhouse Revivals, LLC

Rosemarie Sandground
Yorktown Heights, NY
Dollhouserevivals@gmail.com
www.dollhouserevivals.com

Ginger Landon-Siegel

Ginger Landon-Siegel
New York, NY
Ging360@gmail.com
www.gingerlandonsiegel.weebly.com

Grapevine

Charrita Teague
Paris, TN
charritateague@bellsouth.net
www.grapevineminiatures.com

Hannon Miniatures

Christine McIntyre-Hannon
Johnston, RI
christine.mcintyrehannon@gmail.com
www.hannonartworks.com

Marilyn Crockett

Marilyn Crockett
New York, NY
Marilyncrockett19@gmail.com

mary h barrett

Mary Barrett
Powell, OH
Artist1118@aol.com

Mini Cousins Miniatures

Ann McNeil
Marstons Mills, MA
minicousinsminiatures@gmail.com
www.etsy.com/shop/MiniCousins

Miniature Bits and Pieces

Ruth Clay
Reading, MA
ruthclay@gmail.com

NAME

name@miniatures.org
www.miniatures.org

Norman's Country Creek

Kristie Norman
Wabash, IN
kristie@normanscountrycreek.com
www.normanscountrycreek.com

Pat Bold Dolls

Pat Boldt
McPherson, KS
patboldtdolls@cox.net
www.patboldtdolls.com

Purple B Emporium

Bradley L. Meinke
Columbia, MO
bradleylouismeinke@hotmail.com

Robin Betterley's Miniatures

Robin & Taryn Reese
Bangor, ME
taryn@robinbetterley.com
www.robinbetterley.com

Sally Manwell Miniatures

Sally Manwell
Liverpool, NY 13088
SallyMmini@gmail.com

sdk miniatures LLC

Susan Karatjas
Moon Twp, PA
susan@sdkminiatures.com
www.sdkminiatures.com

Shannon Moore

Shannon Moore
Wellington, FL
sm@shannonsminis.com
www.shannons.minis.com



Dealer List

2022 National Convention

Hyannis, Cape Cod

August 17-20, 2023



Smaller Than Life

Pam & Pete Boorum
Bedford, NH
peteboorum@gmail.com
www.smallerthanlife.com

Smalls Mini Mall

Sherry Taylor
El Dorado Hills, CA
littlestheb@yahoo.com
www.etsy.com/shop/Smallsminimall

Small Things Bright & Beautiful

Susan Pippin
Santa Fe, NM
smallthingsbright@msn.com
<https://smallthingsbright/etsy.com>

Stewart Dollhouse Creations

Ruth Stewart
Fort Benton, MT
ruth@stewartdollhousecreations.com
www.stewartdollhousecreations.com

Sue Ann Ketchum

Sue Ann Ketchum
Damascus, MD
Sheltielover30@gmail.com

Tailgate Minis

Dia Crissey-Baum
Felton, GA
minis@tailgateminis.com
www.tailgateminis.com
www.etsy.com/shop/TailgateMinis

The Quarter Source

Karen Benson
Jupiter, FL
KBMini@aol.com
www.thequartersource.com

True2Scale

Carol & Tomas Kubrican
Petaluma, CA
carol@true2scale.com
www.true2scale.com

Twinheart Miniatures

Pat Richmond
Milwaukie, OR
pat@twinheart.com
www.twinheart.com

Clambake, Gonna Have a Clambake!



Can't you just hear Elvis singing about a Clambake? This years Evening With Friends event is a Clambake and you are invited. The Clambake will be held at the Irish Resort and Conference Center in Hyannis on Wednesday, August 16, 2023.

This event will offer a traditional New England Clambake and will include: Clam Chowder, Salad, 1 & 1/4# Lobster, Steamers, Mussels, Potatoes, Corn, Watermelon, Dessert, and even some BBQ Chicken. No one goes hungry at a Clambake. Enjoy this Evening With Friends along with a lesson on the best way to eat lobster.

Our fun, non-scale souvenir is designed to keep you safe from buttery lobster and other messy treats and will be a practical reminder of the Clambake when you are mini-making. The evening will include door prizes, a raffle, and a silent auction. There is something for everyone.

The Clambake has two ticket options offered:

Souvenir: \$140.00
No souvenir: \$120.00

This event is also open to those not registered for the convention. Make sure you register for the Clambake by July 14, 2023. Details and ticket information will be provided to you prior to the event. **Cancellation date is July 3, 2023.**

Sign up today by completing the form below with payment (check or credit card information) and mail to:

NAME/Clambake
PO Box 69
Carmel, IN 46082

NO PHONE Registrations WILL BE ACCEPTED. Please, DO NOT call the NAME Office to register.

For questions email Beth Grabau at greta@alumni.iastate.edu

EVENING WITH FRIENDS: CLAMBAKE SIGN UP FORM

Name: _____

Street: _____

City: _____ State: _____ Zip: _____

PHONE: (_____) _____ EMAIL: _____

Select Option: _____ Souvenir Option at \$140.00
_____ No Souvenir Option at \$120.00

Make checks payable to NAME/Clambake. For credit card payments, please complete the following:

___ VISA ___ MC Name on Card _____

Account Number _____ Expiration _____

Signature _____

From Sea to Shining Sea - Pre-convention Workshops

2-Day Workshop • Monday & Tuesday • 8:00 a.m. - 5:00 p.m.



MT1 - Birdhouse Bluff
by Ruth Stewart
1/4" Scale • \$295



MT2 - 1/4" "Jewel Box"
Shop & Furniture
by Carl Bronsdon
1/4" Scale • \$124




2-Day Workshop •
Tuesday & Wednesday •
8:00 a.m. - 5:00 p.m.

TW1 - Rose Point Cottage
by Kristie Norman
1/4" Scale • \$314

1 Day Workshop • Monday 8:00 a.m. - 5:00 p.m.



M1 - Sea Captain's Desk
by Shannon Moore
1" Scale • \$114



M2 - Seaside Sanctuary
by Sue Ann Ketchum
1/2" Scale • \$209

From Sea to Shining Sea - Pre-convention Workshops

1 Day Workshop • Tuesday 8:00 a.m. - 5:00 p.m.



T1 - Tray-Top Tea Table
by Shannon Moore
1" Scale • \$94



T2 - Lobster Salad & Shrimp and Oyster Party Stand
by Carolyn McVicker
1" Scale • \$124

1-Day Workshop • Wednesday 8:00 a.m. - 5:00 p.m.



W1 - Victorian Lady in Ballgown
by JoAnne Roberts
1" Scale • \$174

W3 - The Boathouse B&B
by Carol Kubrican
1/4" Scale • \$190



W5 - Coastal Upcycled Furniture
by Christine McIntyre-Hannon
1" Scale • \$164



W2 - Sea Chest
by Pam Boorum
1" Scale • \$104



W4 - "Canned Ham" Travel Trailer
by Dia Crisey-Baum
1/4" Scale • \$164





Pre-Convention Workshops

Monday (August 14), Tuesday (August 15) and Wednesday (August 16)

8:00 AM – 5:00 PM



Monday & Tuesday (2-Day Classes)

MT1 – Birdhouse Bluff by Ruth Stewart

Class Fee: \$295

Birdhouse Bluff is a Martha's Vineyard house that I saw years ago when I went to my first "Girls Week" on the Island. I have loved it for years, and now we have brought it to life in miniature. This beautiful Vineyard Cottage class will be a ton of fun! From the custom-made shingles to the 3D printed doors and windows, you will learn how to assemble, shingle and paint this cute cottage. The upstairs door artwork was made special for Birdhouse Bluff by Robin Betterley and we are so happy to announce she will also be designing the interior artwork and a many of the furniture pieces for the inside of the house and porch that will be available in the sales room. Bring your friends, tools and your birding binoculars and let's build Birdhouse Bluff... 9-1/4"L x 4" (with flower boxes on side)W x 5"H

Minimum Skill Level: Intermediate

1/4" Scale

MT2 – Quarter Scale "Jewel Box" Shop & Furniture by Carl Bronsdon

Class Fee: \$124

Students will assemble and finish a quarter scale version of the one-inch Jewel Box Shop class, with all the detailing of the full-size version in a tiny even more jewel like scale. This tiny shop, so called because of the amount of detailing on such a small structure, has a bay window with intricate "fretwork" detailing, a verdigris copper roof, pastel stripe interior and a "faux tile" floor. Inside are a display cabinet, side and center tables and a hanging wall shelf. 3" x 3" x 3"

Minimum Skill Level: Intermediate

1/4" Scale

Monday Classes

M1-Sea Captain's Desk by Shannon Moore

Class Fee \$114

This sea captain's desk features a small gallery rail on the top, three drawers on one side, while on the other side is an open cubby hole accessible by a working door. Under the slanted writing surface is another drawer for housing maps and "paperwork". There are turnings that bridge the writing section and the base. All parts will be pre-cut from cherry and class time will be used to assemble and fit the pieces to make this lovely piece. Measures: 2 5/8"W x 2 1/4"D x 3 1/8"H

Minimum Skill Level: Intermediate

1" Scale

M2-Seaside Sanctuary by Sue Ann Ketchum

Class Fee: \$209

Assemble this free-standing, dimensional, tranquil porch diorama in the opening of a 5" x 7" frame. Then, you will learn to weave a lovely 1/2" scale white wicker chair, upholster a seat pad, and make pillows for it. You will also pick up some landscaping techniques, decorate a wreath with shells and add a lovely silk ribbon bow to it. 7-5/8"W x 9-5/8"H x 3-5/8D

Minimum Skill Level: Intermediate

1/2" Scale

Tuesday & Wednesday Classes

TW1 – Rose Point Cottage by Kristie Norman

Class Fee: \$314

Rose Point Cottage is a single story 1/4" scale house. It is perfect for a vacation home on the beach for the summer, or year around. It has one bedroom, a kitchen with all the necessary appliances, and a large living room with a vaulted ceiling. The cottage measures 9-3/8"L x 8-1/2"W x 9-1/2"H. The cottage includes wallpaper, pleated curtains, wood shingles, 3 lamps with LED lighting, and landscaping. The house also includes kitchen kits, bedroom kits, and living room kits. The living room also includes a piano, guitar, saxophone, and harp. Very little painting is required for this class.

Minimum Skill Level: Intermediate

1/4" Scale

Tuesday Classes

T1-Tray-Top Tea Table by Shannon Moore

Class Fee: \$94

The inspiration for this piece was a Queen Anne Tray-top tea table around 1740-1760 in the Rhode Island/Boston area. It features a shaped apron on the sides along with pull-out candle slides on both ends. The parts will be pre-cut from cherry, with class time devoted to shaping the legs, the apron, making the pull-out candle slides, and blending the tray top edging.

Approximate size 2-1/2"W x 1-3/4"D x 2-1/2"H.

Minimum Skill Level: Intermediate

1" Scale

T2-Lobster Salad and Shrimp and Oyster Party Stand by Carolyn McVicker

Class Fee: \$124

Delicious lobster salad in a lovely glass bowl lined with greens and surrounded by freshly made kaiser rolls. Also, a beautiful party stand of oysters on the half-shell on a bed of ice on a glass footed plate adorning a fluted glass bowl of deveined and shelled shrimp with cocktail sauce. The party tray stands on a round platter garnished with greens and lemon slices. 2"x 2"x 2"

Minimum Skill Level: Beginner

1" Scale

Wednesday Classes

W1-Victorian Lady in Ballgown by JoAnne Roberts

Class Fee: \$174

This 1" scale doll will be dressed in a ballgown made from white silk shantung with a white patterned lace overlay. Students will outline the pattern with pink and green embroidery floss. Silk flowers, floss leaves and rose buds will embellish her costume and hair. Two roses of pleated lace will trim the bottom of the skirt, as well as the upper sleeves. The doll will be partially wigged, with the students adding the curls. 6"H x 5-1/2"W x 5-1/2L

Minimum Skill Level: Intermediate

1" Scale

W2-Sea Chest by Pam Boorum

Class Fee: \$104

Back in the days of the sailing ships, all of a sailor's belongings for a voyage needed to be securely contained in a limited amount of space. And he had to carry it himself. This was his closet, his toolbox and maybe a little space for souvenirs of a far-away land. We will re-create the sea chest in miniature, using a table saw to rip and crosscut, then to make rabbeted joints and a mitered base. We'll play with the rope handles and the brackets to hold them. Due to limited time for drying in class, stain or paint and optional distressing will be "on your own," but we'll talk about options. 2-5/8"L x 1-5/16"W x 1-5/16H

Minimum Skill Level: Intermediate/Beginner

1" Scale

W3-The Boathouse B&B by Carol Kubrican

Class Fee: \$190

We'll create a romantic B&B by the sea in 1/4" scale! This former boathouse has been converted into a charming bed and breakfast that could fit right into Nantucket Island. Guests of the B&B enjoy the sea breeze that blows through the open dutch door and the pair of French doors. Inside, the fireplace and 2-story chimney create a focal point in the living room. There is a cozy kitchen to cook the catch of the day. The loft above the kitchen is just the right size for sleeping quarters. Workshop participants will learn techniques to faux finish the shingle siding to look like weathered wood; create a "weathered" wood dock; and learn a quick way to apply shingles. Wallpaper and flooring are included. Interior and exterior furnishings and all the fun accessories to finish the charming scene will be available in the salesroom. A basic tool kit is needed. Carol will provide paints, glues, finishes, etc. Detailed info will be emailed to participants a few weeks prior to the convention. 6.5"L x 4.5"W x 5"H Furniture and flowers are NOT included.

Minimum Skill Level: Beginner

1/4" Scale

Pre-Convention Workshops

(continued)

Wednesday Classes (Continued)

W4-“Canned Ham” Travel Trailer by Dia Crisey-Baum

Class Fee: \$164

Come travel the country in your tiny vintage “Canned Ham” trailer! Feel the freedom of the open road as you explore our beautiful land. No matter where you are, you can be at home, on wheels! We will build this adorable vintage trailer and all its furniture and appliances. Then we’ll be ready to hit the road! It’s not really a canned ham, it’s just shaped like one. Good eyesight or magnification will be a help for this class, and a love for fun, and vintage things. 4”L x 1-1/2”W x 1-1/2”H

Minimum Skill Level: Beginner

1/4” Scale

W5-Coastal Upcycled Furniture by Christine McIntyre-Hannon

Class Fee: \$164

IGMA Artisan Christine Hannon will teach by demonstrating the process and materials needed to up-cycle dated and unfinished inexpensive furniture in 1/12” scale. Learn how the real-life pros create on-trend furnishings like rustic farmhouse, shabby chic and coastal cottage furnishings. This class is tailored for beginning artists and crafters. Skills learned can be applied to wood, plastic and metal furniture. Prep, paint, stain, wax, gilding and decorative decoupage will all be covered. Students may bring their own piece of furniture or select a couple from dozens in class. All supplies will be provided for class use and students will leave with a coastal themed designer piece of furniture or two. Since 2003, Christine has been a full-time artist and faux finisher. Her mural business, Hannon Art Works, has completed projects throughout New England, including several Newport mansions, museum exhibits and buildings on the National Historic Register. Happily working “off the ladder” these days, Christine splits her time between designing jigsaw puzzles for several companies and creating miniature fine art. 4”L x 2”W x 2”H and 6”L x 5”W x 3”H

Minimum Skill Level: Beginner

1” Scale



Pre-Convention Workshop Registration



Workshop registration opens on **April 3, 2023**

All registrations postmarked on or before that date will be considered first-day arrivals.

~ No refunds after July 3, 2023 ~

MONDAY, AUGUST 14, 2023 (8:00 a.m. – 5:00 p.m.)

1st Choice: # _____ Title _____ Fee \$ _____

2nd Choice: # _____ Title _____ Fee \$ _____

3rd Choice: # _____ Title _____ Fee \$ _____

TUESDAY, AUGUST 15, 2023 (8:00 a.m. – 5:00 p.m.)

1st Choice: # _____ Title _____ Fee \$ _____

2nd Choice: # _____ Title _____ Fee \$ _____

3rd Choice: # _____ Title _____ Fee \$ _____

WEDNESDAY, AUGUST 16, 2023 (8:00 a.m. – 5:00 p.m.)

1st Choice: # _____ Title _____ Fee \$ _____

2nd Choice: # _____ Title _____ Fee \$ _____

3rd Choice: # _____ Title _____ Fee \$ _____

PLEASE make SEPARATE CHECKS payable to NAME 2023 Cape Cod National for EACH of your first-choice selections.

ONE PERSON PER FORM, PLEASE

METHOD OF PAYMENT: ☐ Check ☐ Money Order ☐ Visa ☐ MasterCard

Name _____ Email _____

Address _____ Phone (____) _____

City _____ State _____ Zip _____

IF YOU ARE USING A CHARGE CARD:

Card # _____ Exp Date _____

Signature (required if using charge card) _____

Workshops are filled on a first come, first served basis according to time of arrival of registration forms. First-day arrivals (all those **postmarked** on or before **April 3rd** regardless of order received) will be registered first. **April 4th** postmarks will be second-day and processed next, etc. If there are more first-day postmarked registrants than space will allow, those registrations will go to a lottery. If your first choice is full and you have indicated other choices, you will be registered in your next choice if space is available, otherwise you will be put on a waitlist for that first choice. Fee adjustments will be made if necessary. If you are placed on a waiting list, your check will be held. If you do not get into the wait-listed workshop, your check will be returned or shredded following the Convention.

Please mail to: NAME 2023 Cape Cod Convention ▪ PO Box 69 ▪ Carmel, IN 46082

From Sea to Shining Sea · NAME 2023 Convention · Hyannis, Cape Cod, MA

From Sea to Shining Sea - Registered Workshops

1-Day Workshop • Thursday • 7:30 a.m. - 11:30 a.m.



TH1 - A Window on Cape Cod
by Suzanne Larson-Tamburo
1/4" Scale • \$80



TH2 - 1/4" An Americana Scene
by Sally Manwell
1/4" Scale • \$69



TH3 - Ocean View Window
by Joan Purcell
1" Scale • \$64



TH4 - Maritime Arcs and Toys
by Volker Arnold
1" Scale • \$59



TH5 - 1/2" Scale Wicker Settee
by Sue Ann Ketchum
1/2" Scale • \$64




TH6 - 1" Antique Hutch with Accessories
by Sherry Taylor
1" Scale • \$91



TH7 - Spider Mums
by Charrita Teague
1" or 1/4" Scale • \$34

From Sea to Shining Sea - Registered Workshops


I-Day Workshop • Friday 7:30 a.m. - 11:30 a.m.



F1- Weather Vanes
by Pete Boorum
1" Scale • \$89



F2 - Yankee Doodle
by Karen Benson
1/4" Scale • \$99



F3 - Stickley Encyclopedia Table
by Shannon Moore
1" Scale • \$84



F4 - 1/4" Scale Ocean Treasures
by Sally Manwell
1/4" Scale • \$94



F5- Fine Tuning Finishes
by Bradley Meinke
1" Scale • \$49



F7 - The Lighthouse
by Ginger Landon-Siegel
Micro Scale • \$59

F6- Lobster Platter & Crab Pot
by Carolyn McVicker
1" Scale • \$64





Registered Workshops

Thursday (August 17) & Friday (August 18)
7:30 AM – 11:30 AM



Thursday Classes

TH1-A Window on Cape Cod by Suzanne Larson-Tamburo

Class Fee \$80

On a trip to the shore, it's time for a good beach read. But that is a typical readers dilemma....to read or go to the beach. Sophie wants to read one more chapter before heading to the beach but, Miley (her cat) is trying to get her attention to go now! "Please Miley, just let me finish the chapter!" Students will build, paint and decorate a window seat in a frame. They will assemble chest, books and plate rack for decoration. Then install LED to add back lighting. Original doll by Julie Stevens included with class. 4-13/16"L x 3-13/16W x 1-15/16D

Minimum Skill Level: Beginner

1/4" Scale

TH2- An Americana Scene by Sally Manwell

Class Fee: \$69

This piece can stand alone, or it can go into Karen Benson's Yankee Doodle shop. Students will add a roof to the laser cut bird house, put together and paint the furniture. Make the flower containers, flowers and the scales. Put together and paint the small tree and the 2 little bears. Learn techniques to drape fabric. Assemble the pieces and put them in an acrylic box to transport. 1-1/2"L x 1/2"W x 1.75"H

Minimum Skill Level: Beginner

1/4" Scale

TH3-Ocean View Window by Joan Purcell

Class Fee \$64

Students will work with tacky glue layering sand, no hole beads and pearls. Highlighted with tiny shells and resin or fimo cast items that students will tint and color to their own color preferences. Bare wood frames are included and there will be several color choices or students can bring their own colors. Gold or silver chain hanging options will also be available, if they choose to hang their work. 2"L x 2"W x 1/8" deep

Minimum Skill Level: Beginner

1" Scale

TH4-Maritime Arcs and Toys by Volker Arnold

Class Fee: \$59

The participants in the workshop learn how to use very small handcrafted sets for wooden miniatures, these laser kits are easy to trigger. But the sometimes difficult handling of small wooden parts is made easier for everyone thanks to training and the disclosure of valuable tips and tricks. Until now, the workshops have given the participants incentives to work with the kits later on. The main elements of the arches are assembled with glue and then decorated with small ornaments. 1" x 3"

Minimum Skill Level: Beginner

1" Scale

TH5-1/2" Scale Wicker Settee by Sue Ann Ketchum

Class Fee: \$64

Have you ever wanted to learn to weave a piece of wicker furniture? This is a great basis class for learning techniques for an adorable white wicker settee. Complete as shown. A variety of fabrics will be available for the bench and pillows for you to choose from. 2-3/4"W x 1-13/16"H x 1" D

Minimum Skill Level: Beginner

1/2" Scale

Registered Workshops

(continued)

Thursday Classes

TH6-1:12 Antique Hutch with accessories by Sherry Taylor

Class Fee: \$91

Get ready to create an amazing hutch that displays all your goodies! This 1" scale antique style hutch with beautiful, scalloped accents will be a fun project. Use a shabby paint technique that I will share or try a new finish. All the fun display items included. Display items that are included are unfinished for your customization. Breads and flowers may vary in shape and color. 4-1/2"W x 6"H x 1.6"D

Minimum Skill Level: Beginner

1" Scale

TH7-Spider Mums by Charrita Teague

Class Fee: \$34

Students will learn ways of manipulating common punches to be able to make flowers and plants. Also, flower construction and arrangement. Approximately 1/4"L x 1/4"W x 3/16H and 1"L x 1"W x 1-1/4"H

Minimum Skill Level: Beginner

1" or 1/4" Scale

Friday Classes

F1-Weather Vanes by Pete Boorum

Class Fee: \$89

Join us to learn to cut metal! Weather vanes often graced the peaks of the finer homes and many public buildings. If they were near the sea, a nautical theme was a natural choice. Over the years, many have succumbed to the weather and found new purpose as decorative items. Ours will be made from brass. We'll start with a simpler whale, then increase the degree of difficulty through the swordfish, finally progressing to the sailing ship. We will provide jewelers saws to cut and bench pins to support the work-in-progress. Support post and bases will be provided. Once the pieces are cut, they can acquire a patina to replicate the effects of the salt air over the years. 2"L x 1/2"W x 1"H

Minimum Skill Level: Beginner/Intermediate

1" Scale

F2-Yankee Doodle by Karen Benson

Class Fee: \$99

Yankee Doodle & New England go hand-in-hand. Your options are endless for Yankee Doodle, it can be finished as an Americana themed gift shop or filled with New England antiques. The porch on Yankee Doodle is designed wider (1 1/2") so there is enough room for two rockers & crates (included) as shown plus much more décor. The Eagle decorations are metal & add extra detail & dimension to the sign & front. The workshop includes everything shown & I provide all of the paint & glues to complete the project as shown. Exterior 6-1/4"W x 4"H x 3-1/4"D

Minimum Skill Level: Beginner

1/4" Scale

F3-Stickley Encyclopedia Table by Shannon Moore

Class Fee: \$84

This replica of a Stickley encyclopedia table is made from cherry and features the slat construction that is so typical of many of the Arts and Crafts pieces. The piece features bookshelves alternating from top to bottom going around the perimeter of the piece. Either above or below with open shelves, depending upon what side, are slatted sides of the shelves on the ends. All the pieces will be pre-cut with class time devoted to making the slats and shelves. Included are 24 ready-made, blank-page books to help fill the 4 shelves. The piece measures: 2-1/4"W x 2-1/4"D x 2-1/2"H

Minimum Skill Level: Intermediate

1" Scale

Registered Workshops

(continued)

Friday Classes

F4-Quarter Scale Ocean Treasures by Sally Manwell

Class Fee: \$94

Students will construct a cavern out of Styrofoam housing a forgotten treasurer, surrounded by rock, shells and plants on a sandy base. We will make brain coral, ocean anemones and other ocean plants and animals. Some of the plants are made of plastic which we will paint to make them look more realistic. We will make a jellyfish out of a couple types of plastic using heat gun. An octopus guards the treasure as a mermaid swims by. The mermaid will be supplied. Your scene is housed in a plastic container. 3-1/2" w x 3-1/2"L x 4-1/4"H

Minimum Skill Level: Beginner

1/4" Scale

F5-Fine Tuning Finishes: Creating Tomorrow's Heirlooms Today by Bradley Meinke

Class Fee: \$49

Bradley L. Meinke, IGMA Artisan, will be sharing a variety of specialized finish techniques. He is the owner of Purple B Emporium and is known for a variety of decorative painted finishes and aged to perfection miniature pieces. The student will leave with a finished project and a complete packet of pictures and tip sheets on what is learned in the class. The class will boost the confidence of the student who wants to add more sophisticated finishes to their work. Be prepared to have fun and learn a lot of artisan secrets! 5"L x 3"W x 3"H

Minimum Skill Level: Intermediate

1" Scale

F6-Lobster Platter and Crab Pot by Carolyn McVicker

Class Fee: \$64

Students will make two items using silicone plastique molds. The first will be a platter of two lobsters on ice with clarified butter. The lobsters will be garnished with greens and lemon slices. The second is a pot of three crabs which will also be made using a silicone plastique mold. The pot will then be filled with resin. The students will keep the silicone molds.

Minimum Skill Level: Beginner

1" Scale

F7-The Lighthouse by Ginger Landon-Siegel

Class Fee: \$59

Create a special memory of your trip to Cape Cod, home to 14 fully active lighthouses, each with its own unique characteristics. This lighthouse scene, which you can choose to make in a wearable pocket watch or inside a round container for display, captures the beauty that surrounds these majestic structures. This particular lighthouse scene, complete with the softly lit house, beach area and canoe will be brought to life as you begin to embellish your scene. You will learn dimensional cutting and layering techniques, and with the addition of various kinds of rocks, sand, greenery, threads, foils and wood, you will further enhance the lighthouse and surrounding landscape. An easel is included with the class, appropriately sized for either the pocket watch or the container piece. The pocket watch can also be put on a chain and be worn.

Minimum Skill Level: Beginner

Micro Scale



Registered Workshop Registration



Workshop registration opens on **April 3, 2023**

All registrations postmarked on or before that date will be considered first-day arrivals.

~ No refunds after July 3, 2023 ~

Thursday, August 17, 2023 (7:30 a.m. - 11:30 a.m.)

1st Choice: # _____ Title _____ Fee \$ _____

2nd Choice: # _____ Title _____ Fee \$ _____

3rd Choice: # _____ Title _____ Fee \$ _____

Friday, August 18, 2023 (7:30 a.m. - 11:30 a.m.)

1st Choice: # _____ Title _____ Fee \$ _____

2nd Choice: # _____ Title _____ Fee \$ _____

3rd Choice: # _____ Title _____ Fee \$ _____

**PLEASE make SEPARATE CHECKS payable to NAME 2023 Cape Cod National for EACH of your
first choice selections**

ONE PERSON PER FORM PLEASE

METHOD OF PAYMENT: ☐ Check ☐ Money Order ☐ Visa ☐ MasterCard

Name _____ Email _____

Address _____ Phone (____) _____

City _____ State _____ Zip _____

IF YOU ARE USING A CHARGE CARD:

Card # _____ Exp Date _____

Signature (required if using charge card) _____

Workshops are filled on a first come, first served basis according to time of arrival of registration forms. First-day arrivals (all those **postmarked** on or before **April 3rd** regardless of order received) will be registered first. **April 4th** postmarks will be second-day and processed next, etc. If there are more first-day postmarked registrants than space will allow, those registrations will go to a lottery. If your first choice is full and you have indicated other choices, you will be registered in your next choice if space is available, otherwise you will be put on a waitlist for that first choice. Fee adjustments will be made if necessary. If you are placed on a waiting list, your check will be held. If you do not get into the wait-listed workshop, your check will be returned or shredded following the Houseparty.

Please mail to: NAME 2023 Cape Cod Convention ▪ PO Box 69 ▪ Carmel, IN 46082

From Sea to Shining Sea • NAME 2023 Convention • Hyannis, Cape Cod, MA



Theme Luncheons



Friday, August 18, 2023 Noon - 1:30 PM

TLF1 – Brief History of Horse Toys by Mary Barrett

\$80

A brief discussion of how the horse went through incredible changes through history, their importance to our world and how horse toys changed alongside the horse itself. For joining Mary for lunch you will receive a two 1" scale horse toys for your collection.

TLF2 – A Taste of Chocolate, in Miniature by Carl Bronsdon

\$165

Chocolate. Just the word makes the mouth water. One of the world's favorite sweets. In this luncheon we will talk briefly about the introduction of chocolate to the US and how it became the worldwide sensation it is today. We will sample some of the many different varieties of chocolate available today and talk about how to make it in miniature with a brief overview of supplies, materials, and techniques. Your 1" scale gift will utilize many of the techniques covered and will make a wonderful addition to a tea shop, living room or cozy nook by the fire.

TLF3 – Marylee and Friends go Coast to Coast by Becki H. Scomb

\$85

Come celebrate a humorous trek across America (alter ego). She and her friends Phronsie and Carolina have adventures at Graceland, the St. Louis Zoo to name just a few of their stops. As they zig-zag along the way, they have fun and they go! What fun! They also gather found and funny memories. Join us for the laughter and fun! Precious Jan Sylsberry 1/4" mermaid and fairy tale sandcastle as your special gift.

CANCELLED

TLF4 – Tiny Wooden German Miniatures Design and Practices by Volker Arnold

\$95

Join Volker Arnold from Germany as he talks about his 40-year history as a designer of scrollsaw patterns and wooden miniatures. You will learn how he imagines, creates and brings to life Christmas doll houses, German buildings, vehicles, furniture, Easter and lots of toys and useful wooden accessories. He will talk about easy tips on how to easily go from an idea, to computer drawings, then new products with Corel Draw. Volker will then demonstrate how to assemble the smallest miniature houses 1/4000 (3 mm). He will have samples to pass around in the luncheon. His special gift to you will be a painted and assembled oceanic themed arch. Join us far and wide... from Sea to Shining Sea...

Saturday, August 19, 2023 12:15 PM - 1:45 PM

TLS1 – Delft's Exquisite Blue and White History by Ginger Landon-Siegel

\$118

The sweeping history of Delft's exquisite blue and white creations stretches across the globe, from "Sea to Shining Sea!" Between Delft's early beginnings founded in the traditional blue and white porcelains that traveled from China to the Netherlands in the 17th century, to the intense love the British Queen had of these unique pieces, Delft ceramics developed into a truly luxurious product whose beauty has continued to be enjoyed long into this century. Explore with me the fascinating history behind Delftware and the intense love of this combination of blue and white in ceramics. Your "ready to display" gift, a dimensionally layered village windmill scene, glazed to look like Delft, will be created in one of 3 unique blue and white ornament sized teacups. For added fun you will also receive a variety of blue and white miniature creations to open throughout the luncheon. If you love blue and white as much as I do, come and share that joy with me! Bring a favorite piece from your collection – life size or miniature scale to share!

—SATURDAY THEME LUNCHEONS CONTINUED OTHER SIDE—

Saturday, August 19, 2023 Theme Luncheons continued

TLS2 – Antiques in Miniature: Creating New Heirlooms *by Bradley Meinke*

\$175

An informative and interactive lecture by IGMA Artisan Bradley L. Meinke. Attendees will receive a comprehensive packet of printed materials to support the host's information, along with a 1" scale gift. Meinke is known for his aged and worn historically inspired furniture and accessories. Bradley will share his research and inspiration process along with workbench tips. You will receive a 1" scale painted captains chart/map chest as your gift.

TLS3 – Costume Accessories from Victorian Times to Today *by Rachelle Speigel*

\$120

Come with me on a journey through the ins and outs of the costume accessory. Stockings, shoes, hats, scarves, and gloves first served to protect the wearer from the elements. Fans, parasols, and umbrellas protected from the weather. Bags and purses held valuable items close to the body. Pins and broches held clothing together and soon became articles of adornment as jewelry. Over time accessories became social, economic, and political symbols and were changed and embellished. By the Victorian era costume accessories had become an integral part of fashion and styles evolved rapidly with advances in manufacturing and changing tastes and values. We will dart through the centuries, looking at trends that came and went with some examples in miniature and photos. Your gift will be a choice of 1" scale Victorian accessories, or accessories from the 1920's.

TLS4 – Wrought Iron Styles – Elegance for any Little House *by Sherry Taylor*

\$109

Wrought iron has an unending appeal in many different décor styles. Meet me for the luncheon as I explain how I started in miniatures and the challenge of creating pieces that look like wrought iron, but do so without metal. Learn where I get some of my inspiration or suggest an item you have seen that would be a great reproduction. We will talk about incorporating wrought iron looks into all home styles and some aging techniques to make items look antique. As a special gift I am giving a set of wrought iron style wall sconces in 1" scale.



Theme Luncheons



We will begin processing theme luncheon registrations **April 3, 2023**.
All registrations received on or before that date will be considered first-day arrivals.

~ No refunds after July 3, 2023 ~

FRIDAY, AUGUST 18, 2023 Noon – 1:30 p.m.

1st Choice: # _____ Title _____ Fee \$ _____

2nd Choice: # _____ Title _____ Fee \$ _____

3rd Choice: # _____ Title _____ Fee \$ _____

SATURDAY, AUGUST 19, 2023 12:15 p.m. – 1:45 p.m.

1st Choice: # _____ Title _____ Fee \$ _____

2nd Choice: # _____ Title _____ Fee \$ _____

3rd Choice: # _____ Title _____ Fee \$ _____

PLEASE make SEPARATE CHECKS payable to NAME 2023 Cape Cod National for EACH of your first choice selections.

ONE PERSON PER FORM, PLEASE

METHOD OF PAYMENT: ☐ Check ☐ Money Order ☐ Visa ☐ MasterCard

Name _____ Email _____

Address _____ Phone (_____) _____

City _____ State _____ Zip _____

IF YOU ARE USING A CHARGE CARD:

Card # _____ Exp Date _____

Signature (required if using charge card) _____

Luncheons are filled on a first come, first served basis according to time of arrival of registration form. First-day arrivals (**all those received on or before April 3rd regardless of order received**) will be registered first. April 4th arrivals will be second-day and processed next, etc. If there are more first-day arrivals than space will allow, those registrations will go to a lottery. If your first choice is full and you have indicated other choices, you will be registered in your next choice if space is available. Fee adjustments will be made if necessary. If you are placed on a waiting list, your check/card info will be held. If you don't get into the wait-listed workshop & paid by check, your check will be returned following the Convention.

Please mail to: NAME 2023 Cape Cod Convention ▪ PO Box 69 ▪ Carmel, IN 46082

From Sea to Shining Sea • NAME 2023 Convention • Hyannis, Cape Cod, MA

Thursday Evening Event!

Beach Bingo Bash!

Join the fun and win some fabulous mini-prizes in all scales!

Bingo Cards will be sold for \$5 each or 5 for \$20

(Bingo cards will be used for multiple games)

Open to all Registrants, no sign up needed.

B I N G O



Proceeds to Benefit the 2023 Convention Event



Care Giver



Do you travel with a care giver? If so, NAME welcomes your care giver to Cape Cod. Your care giver can deliver you to any convention activity and pick you up afterwards. However, the care giver is not permitted to be seated at any meals or workshops. The care giver is welcome to assist you in the sales room, exhibit room, during round tables and the garage sale but is not permitted to shop.

If you will be bringing your care giver, please return or email the completed form below to the address below no later than **May 5, 2023**.

Please complete the form below and send to:

**NAME 2023 Cape Cod
PO Box 69
Carmel, IN 46082**

Care Giver

Registered Attendee Name _____

Email _____

Street Address _____

City _____ State _____ Zip _____

Phone (____) _____ Cell: (____) _____

Care Giver's Name: _____

Email _____

Street Address _____

City _____ State _____ Zip _____

Cell: (____) _____



Meal Guest



Would you like your non-registered friend who travels with you to join you for the 3 main meals? NAME welcomes one guest to accompany you to our Opening Luncheon, Saturday evening Banquet and Sunday morning Brunch. Single meal attendance is not available.

You may sign your guest up to attend these meals for \$125.00. This fee is based on what each member pays in meal fees at registration, plus the fee the hotel is charging us for each meal, the gratuity for the meals, the per capita fee and a badge.

Meal guests are not granted entry into theme luncheons or any other convention activities. Meal Guests are not eligible to receive any committee gifts, door prizes, souvenirs or centerpieces. Your guest will be issued a colored "Meal Guest" badge by the steering committee which must be worn to gain entry to the banquet room and it will be included in your registration packet when you arrive in the registration area in Providence.

If you wish to include ONE guest, please return or email the completed form below, along with a payment of \$125.00 to the NAME Office no later than **April 1, 2023**. To avoid a \$25 cancellation fee, the cancellation deadline is **July 3, 2023**.

Please complete the form below and send to:

**NAME 2023 Cape Cod Convention
PO Box 69
Carmel, IN 46082
317-571-8094**

**Meal Guest
\$125 Meal Cost**

Registered Attendee Name _____

Email _____

Street Address _____

City _____ State _____ Zip _____

Phone (_____) _____ Cell: (_____) _____

Meal Guest Name _____

Special Seating Requirements (such as a walker or wheelchair) _____

Special diet requirements (Circle One) **Diabetic, Gluten Free or Other** _____

Participation in table exchanges: I wish to be seated at a table participating in the gift exchanges. By doing so, I am committing to bring a second set of (different than my own) pass around gifts and table exchange gift so that my guest can participate. Yes ____ No. ____



Advanced Table Seating



We know that many of you are traveling together or plan to meet friends from all over the world at the convention and would like to sit together for the meal functions. It is our goal to accommodate your seating preferences. When you fill out this form, please be sure that everyone you list agrees to this arrangement and that no one is part of another seating group. **Please send only one form per group.** The maximum number is 10 per table; however, you do not have to fill a complete table. **One of the 10 spaces will be designated for the hostess.** You may choose your own table hostess by having the hostess complete the Table Hostess Form and by indicating that she would like to be the hostess for your group. Otherwise, a hostess will be provided for each table. If you have no seating preference, please indicate that on this form or there will be on-site seating registration where you can choose a table that still has available spaces once you arrive.

The Saturday night table favors and gift exchange have become a tradition. The **table favors** should have an approximate value of \$3 to \$5. If you wish to participate, you should bring one favor for each of the 9 other people at your table. If everyone at your table participates, you will receive 9 favors in return. The **gift exchange** items should be valued at approximately \$10 to \$15. You bring only one exchange gift. If you bring a gift, you will receive a gift. Both exchanges are entirely optional.

Please return this form by **May 5, 2023** to:

Ruth Clay
484 Summer Ave
Reading, MA 01867
781-710-1416

Or email form to: ruthclay@gmail.com

----- Please **do not** return this form to the NAME Office. Send to address above. -----

Advanced Table Seating Request Form

Please PRINT names, including your own.

Seat 1 _____	Seat 6 _____
Seat 2 _____	Seat 7 _____
Seat 3 _____ Hostess/Host	Seat 8 _____
Seat 4 _____	Seat 9 _____
Seat 5 _____	Seat 10 _____

Physical Limitations or Food Allergies _____

Table Type (**check only one**): No Exchange ☐ 1/144" Scale ☐ 1/4" Scale ☐ 1/2" Scale ☐ 1" Scale ☐
No preference ☐

Name _____ Email _____

Street Address _____ Phone(_____) _____

City _____ State _____ Zip _____ Cell (_____) _____



Door Prizes



Door Prizes are a wonderful part of any Convention, especially if there are enough for everyone to receive one. Isn't it delightful to hear your number called and realize you're about to receive an unexpected gift?

With that in mind, we are asking for your help, along with your club members and other mini friends to donate a door prize(s), remembering that our goal is to have a door prize for everyone. We all have "miniature stashes". Perhaps you might donate from those miniatures. We all create miniatures. Perhaps you might make something special for this National.

The guidelines are simple:

1. Door Prizes do not need to be theme related and can be in any scale.
2. The value of each Door Prize should be between \$10 and \$50.
3. Door Prizes should be unwrapped and identified with your name, address and email.
4. Think of Door Prizes as a gift that you would be proud to give, and thrilled to receive.

Please complete and return the form below by **May 5, 2023** to be recognized in our Souvenir Book. (You are welcome to still donate after this date, but it won't be recognized.) Mail this completed form to:

Carol Block
PO Box 7523
Gilford, NH 03247

If you would like more information about door prizes, call **Carol** at: 617-347-4496
or email at: cblock1@metrocast.net

----- Please do not return this form to the NAME Office. Send to address above. -----

Yes, I will be a Door Prize (s) Contributor for the 2023 "From to Shining Sea" Nat'l Convention

Name _____ Email _____

Address _____ Phone _____

City _____ State _____ Zip _____

Approximate value of Door Prize: _____

Description/Number of Door Prizes (please include scale):

_____ I will bring the item(s) to the National Convention.

_____ I will ship the item(s) to the above address by **May 5, 2023**



Exhibits



We invite you to exhibit your miniatures in the exhibit room during the National Convention "From Sea to Shining Sea" August 17-20, 2023. Please plan to bring your houses, room boxes, domes, furniture, vignettes, shops and any other imaginative settings you have created. (Exhibits cannot be for sale nor can they be shown as an example of the exhibitor's work with the intent of the exhibitor to solicit orders).

We would like to keep your exhibit in place until the end of Sunday's public day hours. However, requests may be made for early removal after public day hours end on Saturday, for those leaving immediately after the Sunday brunch.

The exhibit room will be locked when closed. Volunteer monitors will be present during viewing times. We will provide table covers and electrical power, but you must supply your own heavy duty extension cords and any special portable lighting, risers or draping if needed.

*Please complete the form below (one form per exhibit; form may be copied for additional exhibits) and mail by **May 5, 2023** to the Exhibits Chairman (Applications after **May 5, 2023** are accepted on a space available basis):*

Katie Kirby
250 Barse's Way
Hyannis, MA 02601

Questions please email or call with questions: kmkirby25@gmail.com or (508) 360-9807

----- Please **do not** return this form to the NAME Office. **Send to Katie at address above.** -----

Exhibits

Name: _____ E-Mail: _____

Street Address: _____ City/State/Zip: _____

Phone Number (Home) _____ (Cell) _____

Title of Exhibit _____

Type of Exhibit: House _____ Room box _____ Other (explain) _____

Scale: 1" _____ 1/2" _____ 1/4" _____ 1/144th _____ Other _____ Size: Width across front _____ Depth _____ Height _____

Is this exhibit part of a group/club project or exhibit? Yes _____ No _____

If yes, name of group/club _____

Exhibit made by _____

Do you require electricity? Yes _____ No _____ (Bring your own heavy duty extension cord, labeled with your name.)

Do we have your permission for chairman or committee to remove cover for photographing? Yes _____ No _____

I need to remove my exhibit after public day hours on Saturday. Yes _____ No _____

****I understand that I must be registered for the convention to contribute an exhibit! Initial here _____**

The National Association of Miniature Enthusiasts (NAME), its staff and members of the convention committee shall not be responsible for loss or damage to miniatures placed on display in the exhibit room. I understand that I will sign a liability release form when I deliver my exhibit(s).

Signature _____ Date _____



Gold Star Volunteers



The Gold Star Volunteer Program allows you to earn a Gold Star Pin for **volunteering a minimum of two hours during the Houseparty**. If you volunteer for multiple jobs, it will be greatly appreciated, but you will be given only one Gold Star Pin. Please consider being a part of the houseparty 'behind the scenes workforce' by completing and returning this form to be a Gold Star Volunteer. *If you prefer a volunteer job that allows for sitting, please check the appropriate line on the form below.* First timers are not only welcome, but are encouraged to volunteer, as this is a great way to meet other miniaturists. Remember to check the enclosed houseparty schedule to determine your availability. Your volunteer schedule will be included in the packet you receive at registration; however, if you include your email address, we will confirm your volunteer assignment in advance. Please return your form by **May 5, 2023**, so that you can be formally acknowledged. However, we will accept forms up to and at registration.

Please complete the form below and send to:

Debbie Colombo
214 N White Rock Road
Holmes, NY 12531
irvfink@gmail.com
845-591-5352

----- Please **do not** return this to the NAME Office. Send to address above. -----

Gold Star Volunteers

Name _____ Email _____

Address _____ Phone (____) _____

Cell: (____) _____ City _____ State _____ Zip _____

Expected arrival date _____ Expected departure date _____

I am available to work these
days/times _____

Please number in order of preference:

____ Sales Room	____ Exhibit Room	____ Operations
____ Registration	____ Silent Auction	____ Mini Swap
____ Registered Workshops	____ Pre-Convention Workshops	____ Roundtable Workshops
____ Houseparty Helpers	____ Hospitality Room	____ Theme Luncheons

____ Please choose for me – wherever you need me.

I am: ____ an early bird ____ a night owl

____ I am willing to work more than 2 hours!

____ Please assign me to a job where I can work seated.

(see next page for job descriptions)

WHAT DO GOLD STAR VOLUNTEERS DO?

Exhibit Room - Assist in checking in exhibits and placing them for display during the hours designated for exhibit room set up. Monitor the exhibit room during open hours to prevent handling of exhibits. Assist in checking out exhibits at the end of the houseparty.

Hospitality Room - Make other attendees feel welcome. Assist the hospitality room chairman as instructed. Demonstrate the "make it and take it" project if there is one.

Houseparty Helpers - Assist at the registration table to accept donations. Assist in set up of houseparty helpers and their ticket boxes during the hours designated. Assist with boxing up donations and preparing them for distribution prior to the Saturday night banquet. Assist in distributing houseparty helpers to winners.

Mini Swap – Help set up room for swap. Help set up bags for swap. Assist with checking in participants.

Operations - Help set up workshop rooms each evening for the next day's events by covering tables with plastic, putting out bags at each table for trash and distributing signage. (This may need to be done in the early morning if rooms are not available the night before). Monitor access to unlocked areas at various times throughout the week.

Pre-convention and Registered Workshops - Distribute class lists and evaluation forms to each workshop at the beginning of the day and collect evaluation forms at the end of the day.

Registration - Assist at registration table to check in registrants and give them their registration packets, tote bags or souvenir books.

Roundtable Workshops - Direct workshop presenters to their sales and workshop locations. Monitor doors to prevent early entry of participants. Sell kits for presenters who do not have an assistant to do so. Provide water for presenters, as needed.

Sales Room - Monitor sales room during the hours designated for set up to help ensure that only authorized persons gain entrance to the room. Monitor sales room during open hours to deter theft. Provide water and purchase & deliver food for dealers as needed.

Theme Luncheons - Check in attendees and obtain necessary signatures. Distribute and collect evaluations.



AHOY MINI MATES!

Welcome everyone "From Sea to Shining Sea"!

Please join us in the

HOSPITALITY ROOM

For some nautical themed fun!



✿ Puzzles, games and daily prizes!


✿ Fun Photo Op!

✿ Seaside Snacks!

✿ Leave a message in a bottle!

✿ How about a little fishing?

✿ Relax with mini friends, Old and New!



And don't forget to turn in HOSPITALITY
TICKETS from your registration packet daily
for kits to create a "Seaside Scene"!


We can't wait to sea you at the seashore!

Patty Moneyhun, Hospitality Room Chair





Charity



A Baby Center is a local nonprofit organization that provides critical tangible baby goods through donations of diapers, wipes and other baby goods. Last year A Baby Center served over 4,600 families and 5,500 babies by providing items such as diapers, wipes, formula, new car seats, new and gently used clothing, potty training kits, baby layette kits and Christmas bags filled with all new items. We estimate that A Baby Center has saved each of our families over \$2,000.00 during the course of the year! None of which would be possible without the assistance of generous supporters.

This past January, A Baby Center kicked off a new program, Dottie, where they are also providing free period supplies to clients in need. Period Poverty is an often overlooked area of need that they hope to end on Cape Cod and the Islands.

During the **2023 NAME National Convention** in Hyannis, Cape Cod, MA, a bin for baby and period items and a donation box for monetary donations will be available in the Hospitality Room.

Please visit www.ababycenter.org to learn more about what they do and ways to support our local families!



Host/Hostess



You are invited to serve as a host/hostess for “From Sea to Shining Sea.” We are looking for friendly, outgoing people who can make others feel welcome. Meals have always been one of the highlights of the NAME Conventions, offering an opportunity to make new friends and get reacquainted with old friends to share our mutual love of miniatures. Meals are fun times packed with good food, favors, prizes, gift exchanges and souvenirs.

We are looking for friendly, outgoing people to act as hosts/hostesses to lead the fun at each table. The job includes:

1. You must attend all three meal functions.
2. You must attend a brief meeting at least a half hour prior to each meal for directions.
3. You will be asked to manage an attendance list and distribute souvenirs which will be at your table.
4. You will greet each guest at your table, introduce them to each other, and make them feel welcome.
5. You must have a good time and smile a lot.
6. After the meal, you personally must return the attendance sheet, and souvenirs & gifts for table mates who did not attend the meal, to the Host/Hostess Chairperson. ***This is critical for Operations to confirm who the remaining souvenirs and gifts should be shipped to or held for.*** We appreciate your assistance in making our houseparty a success!

All Hosts/Hostesses will receive a Gold Star Volunteer Pin. If you would like to sit with a group of your friends and serve as a Host/Hostess, **please return the “Advanced Table Seating” form along with this form.**

*If this sounds like something you would like to do, please complete the form below & return by **May 5, 2023** to:*

**Ruth Clay
484 Summer Ave
Reading, MA 01867
781-710-1416**

Or email form to: ruthclay@gmail.com

----- Please **do not** send this form to the NAME Office. Send to address above. -----

Host/Hostess

I would like to serve as a Host/Hostess for “From Sea to Shining Sea.” I prefer to host:

1” table _____ ½” table _____ ¼” table _____ 1/144” table _____

Table with no exchange gifts/favors _____ No preference _____

Name _____ Email _____

Address _____ City _____ State _____ ZIP _____

Home Phone _____ Cell _____

I have previously served as a hostess _____ I have not served before _____

This is the first Convention, or Houseparty I have attended: Yes _____ No _____



Houseparty Helpers



The Houseparty Helper Committee for **From Sea to Shining Sea** would like to invite you to join us by contributing a houseparty helper. Houseparty helpers are always a big part of the Saturday night banquet fun, *and* a big part of funding for the fun we're having! They are seen (and drooled over) by all of the attendees.

Houseparty helpers are items, any scale, valued at \$150 or more and can be donated by an individual, club, or business. The Houseparty Helper Committee welcomes whatever items you'd like to donate, especially something theme related. Please include a box in case they need to be shipped home with the award winner.

If you wish to participate and be recognized in the souvenir book, please return or email the completed form below, along with a picture of your donation, to Dave Ferkinhoff no later than **May 5th, 2023**.

Please complete the form below and send to:

Dave Ferkinhoff, Houseparty Helper Chair
230 Gossets Turn Dr
Middletown, RI 02842
401-848-0600 mrjune@cox.net

----- Please **do not** return this form to the NAME Office. Send to address above. -----

Houseparty Helpers

Name _____ Email _____

Street Address _____

City _____ State _____ Zip _____

Phone (_____) _____ Cell (_____) _____

Description _____

_____ I will bring the helper to the houseparty.

NOTE: please deliver in an appropriate box for transport home

_____ I will ship the helper to Dave by **June 1, 2023**

Does your helper include a cover? ☐ Yes ☐ No

Is your helper electrified? ☐ Yes ☐ No

Scale ☐ 1" ☐ 1/2" ☐ 1/4" ☐ 1/14" ☐ Other _____

Length _____ Height _____ Width _____



Mini Swap

For those of you who are new to the idea of a mini swap, it is an activity in which you swap miniatures that you have made for those that others have made. First, you must decide in which scale to participate. You may participate in more than one scale, but only once in each scale. If you wish to join in the fun, please complete this form and mail it to the address below by **May 5th, 2023**.

When you come to the Houseparty, bring 21 labeled, identical unwrapped items with you. These should be completed items (no kits or printies please) and should be something that everyone, including you, would be happy to receive. Furthermore, the item should be of a value of at least \$5 each. 20 of your swaps will be used in the mini swap and the remaining item will become part of a Houseparty Helper. Pack each item in clear containers or bags (to be able to see that all items are the same) as compactly as possible and make sure your container can be closed or sealed. We don't want anything to fall out during the swap. Please label each one with your name, address and e-mail, so other participants will know who made the item. All swaps must be turned in by the last noted time on the schedule for participation.

Your swap items will be counted as you turn them in. Any items deemed to be "printies" or a number less than 21 will be returned to you, which will preclude you from participating in the swap. Please make sure you have prepared the correct number of non-printie, \$5 items. You will be issued a number when your items are accepted, along with a designated time and location to pick up your bag full of goodies. In the end, you will have 20 new surprises to take home!

When you receive your schedule at the registration table, please pay careful attention to the times we will be accepting swaps as well as when you should return to claim your filled bag. If you are late turning in your items, you may miss the chance to participate. Please note that you may not turn in swaps for a friend. All participants must turn in their OWN swaps.

If you have questions, please contact the swap chairman: **Fern Rouleau, 401-447-7203, fermr27@outlook.com**

Please *mail* or *email* your completed form by **May 5th, 2023**, to:

**Fern Rouleau
4007 Bowen Falls Place
Sarasota, FL 34243**

----- Please **do not** return this form to the NAME Office. Send to address above. -----

MINI SWAP

Name _____ Email _____

Street Address _____ Phone (____) _____

City _____ State ____ Zip _____ Cell: (____) _____

Scale: () 1" () 1/2" () 1/4" () 1/144"



Roundtables

Application Deadline: April 17, 2023



We invite you to apply to teach a Roundtable Workshop at the NAME 2023 National Convention in Cape Cod, ***From Sea to Shining Sea***. A Roundtable Workshop is a “make & take” project which, under your supervision, can be completed in 30 minutes or less and costs no more than \$5.00. Each kit is to include an Instruction Sheet with assembly instructions, a photograph of the completed kit and the instructor’s name, address, phone number and e-mail address for student follow-up if needed.

There will be a sale period for all Roundtable kits before the actual Roundtable Workshops begin. A block of time will be set aside in the schedule for you to teach. You will need a helper to sell your kits. The helper may continue selling kits during the workshop time so you can give your undivided attention & instruction to those that have purchased your kit & wish to work on it there. The prototype which you sent with the application will be on display in a locked display case prior to the scheduled Roundtable sales time. You will need a second completed sample to display during sales so customers can see what you are selling and then to show your students during the workshop time.

IMPORTANT CHANGE FOR 2023. We will be combining the pre sales, sales, and workshop times for RT and MRT into one event. *Note: All Roundtable kits will be identified as ‘A’ and identifiable with RED on signage. Mega Roundtable Kits will be identified as ‘B’ and identifiable with BLUE on signage. More information will be included with your agreement if your RT/MRT is accepted.*

Important to remember:

- Roundtable instructor must be registered and present at the Houseparty to teach and sell the Roundtable. Cancellation or failure to attend the Houseparty voids acceptance as a Roundtable instructor.
- In the event you are unable to attend due to a last minute hospitalization or death of an immediate family member, you shall notify the NAME Office, the HP Chairman and the Roundtable Chairman if you wish to designate a registered attendee to sell the Roundtable kit for you. The designated seller shall be knowledgeable, have all necessary supplies and be prepared to teach the kit. NAME will not be held liable for any money transacted during Roundtable sales.
- The maximum cost of any roundtable shall not exceed \$5.
- A Roundtable teacher may have one item offered in multiple scales or two separate but related items in one scale only.
- Roundtable Instructors shall not take orders when they run out of kits. If an instructor runs out of kits during Roundtable sales, it is suggested that they take advantage of the Miniature Gazette Roundtable Option and inform their customers that information on ordering their kits will be in a future issue of the Gazette.

Please consider donating your prototype and/or a kit to be placed with the other prototypes to become one of the Houseparty Helpers. If you are willing to do so, please check the appropriate box on the application form. Your generosity is greatly appreciated.

*A finished prototype of the item(s) **MUST** accompany each application.*

*Your application and sample must be postmarked no later than **April 17, 2023**. Mail to:*

Emily Blair

1 Squirrel Run Road

Plaistow, NH 03865

603-793-2107

emily.m.blair.11@gmail.com

*A fee of \$20 is required by NAME to teach any workshop. If your Roundtable submission is accepted, you will receive an agreement form from the NAME office to complete and return with that \$20 fee. **Do not send money now!***

Please do not return this form to the NAME Office.

Send to address above.

****Application is on the back****



2023 Cape Cod National Convention Roundtable Instructor Application

Multiple applications are permitted but **ONLY ONE SUBMISSION PER FORM PLEASE.**
Only one submission per person will be selected.



Name _____ E-mail _____

Address _____ Phone (____) _____

City/State/Zip _____

Please check only ONE line below.

I am applying to make/sell the following kit(s):

_____ **ONE** single item/set with no variations (*sets can contain several pieces sold together such as a hat & coat set; sofa & chair set; or a set of dishes*)

Name of Kit _____

Scale: _____

_____ **ONE** single item/set in up to **THREE** different scales (*no variation of color or style permitted*).

Name of Kit _____

Scales: _____ 1" _____ 1/2" _____ 1/4" _____ 1/144th _____ other

_____ **ONE** single item in **TWO** different colors **or** two different styles (*such as a toy in either a girl **or** boy version; a shelf in either dark wood **or** light wood; pansies in either blue **or** yellow*)

Name of Kit _____

Color/Styles: _____ **OR** _____

Scale: _____

_____ **TWO** items with similarly related themes (*such as a seagull **or** pier pilings; a structure **or** furniture for it; a shelf **or** accessories to go on it*)

Name of Kit #1 _____

Name of Kit #2 _____

Scale: _____

Cost of Kit \$ _____ (\$5 or less)

Does your Roundtable require any supplies not listed on the NAME “Basic Toolbox” list in the packet? If so, you must provide those items for a reasonable number of students during the Roundtable workshop time.

If my Roundtable is accepted:

☐ Yes, I wish to donate the prototype I am sending with this application to be used as part of the Houseparty Helper drawing.

☐ No, I will pick up the prototype after the Brunch on Sunday. (It will be held in Operations.)

☐ Yes ☐ No I would like to donate a **kit** for a Houseparty Helper collection. (It will be picked up before Roundtable sales.)

If my Roundtable is wait listed:

☐ Yes, I still wish to donate the prototype I am sending with this application to be used as part of the Houseparty Helper drawing.

☐ No, I will pick up the prototype after the Brunch on Sunday. (It will be held in Operations.)



Mega Roundtables



Application Postmark Deadline: April 17, 2023

We invite you to apply to teach a Mega Roundtable Workshop at the NAME 2023 National Convention in Cape Cod, *From Sea to Shining Sea*. A Mega Roundtable Workshop is a “make & take” project which, under your supervision, can be completed in 2 hours or less and costs no more than \$10.00. Each kit is to include an Instruction Sheet with assembly instructions, a photograph of the completed kit and the instructor’s name, address, phone number and e-mail address for student follow-up if needed.

There will be a sale period for all Mega Roundtable kits before the actual Workshops begin. A block of time will be set aside in the schedule for you to teach. You will need a helper to sell your kits. The helper may continue selling kits during the workshop time so you can give your undivided attention & instruction to those that have purchased your kit & wish to work on it there. The prototype which you sent with the application will be on display in a locked display case prior to the scheduled Roundtable sales time. You will need a second completed sample to display during sales so customers can see what you are selling and then to show your students during the workshop time.

IMPORTANT CHANGE FOR 2023. We will be combining the pre sales, sales, and workshop times for RT and MRT into one event. *Note: All Roundtable kits will be identified as ‘A’ and identifiable with RED on signage. Mega Roundtable Kits will be identified as ‘B’ and identifiable with BLUE on signage. More information will be included with your agreement if your RT/MRT is accepted.*

Important to remember:

- Mega Roundtable instructor must be registered and present at the Houseparty to teach and sell the Mega Roundtable. Cancellation or failure to attend the Houseparty voids acceptance as a Mega Roundtable instructor.
- In the event you are unable to attend due to a last minute hospitalization or death of an immediate family member, you shall notify the NAME Office, the HP Chairman and the Mega Roundtable Chairman if you wish to designate a registered attendee to sell the Mega Roundtable kit for you. The designated seller shall be knowledgeable, have all necessary supplies and be prepared to teach the kit. NAME will not be held liable for any money transacted during Mega Roundtable sales.
- The maximum cost of any Mega Roundtable shall not exceed \$10.
- A Mega Roundtable teacher may have one item offered in multiple scales or two separate but related items in one scale only.
- Mega Roundtable instructors shall not take orders when they run out of kits. If an instructor runs out of kits during Mega Roundtable sales, it is suggested that they take advantage of the Miniature Gazette Mega Roundtable Option and inform their customers that information on ordering their kits will be in a future issue of the Gazette.

Please consider donating your prototype and/or a kit to be placed with the other prototypes to become one of the Houseparty Helpers. If you are willing to do so, please check the appropriate box on the application form on back page. Your generosity is greatly appreciated.

A finished prototype of the item(s) MUST accompany each application.

Your application and sample must be postmarked no later than April 17, 2023. Mail to:

Emily Blair

1 Squirrel Run Road

Plaistow, NH 03865

603-793-2107

emily.m.blair.11@gmail.com

A fee of \$20 is required by NAME to teach any workshop. If your Mega Roundtable submission is accepted, you will receive an agreement form from the NAME office to complete and return with that \$20 fee. Do not send money now!

Please do not return this form to the NAME Office.

Send to address above.

****Application is on the back****



2023 Cape Cod National Convention Mega Roundtable

Instructor Application

Multiple applications are permitted but **ONLY ONE SUBMISSION PER FORM PLEASE.**
Only one submission per person will be selected.



Name _____ E-mail _____

Address _____ Phone (____) _____

City/State/Zip _____

Please check only **ONE** line below.

I am applying to make/sell:

_____ ONE single item/set with no variations (*sets can contain several pieces sold together such as a hat & coat set; sofa & chair set; or a set of dishes*)

Name of Kit _____

Scale: _____

_____ ONE single item/set in up to **THREE** different scales (*no variation of color or style permitted*).

Name of Kit _____

Scales: _____ 1" _____ 1/2" _____ 1/4" _____ 1/144th _____ other

_____ ONE single item in **TWO** different colors **or** two different styles (*such as a toy in either a girl **or** boy version; a shelf in either dark wood **or** light wood; pansies in either blue **or** yellow*)

Name of Kit _____

Color/Styles: _____ OR _____

Scale: _____

_____ **TWO** items with similarly related themes (*such as a seagull **or** pier pilings; a structure **or** furniture for it; a shelf **or** accessories to go on it*)

Name of Kit #1 _____

Name of Kit #2 _____

Scale: _____

Cost of Kit \$ _____ (**\$10 or less**)

Does your Mega Roundtable require any supplies not listed on the NAME "Basic Toolbox" list in packet? If so, please provide those items for a reasonable number of students during the Mega Roundtable workshop time.

If my Mega Roundtable is accepted:

☐ Yes I wish to donate the prototype I am sending with this application to be used as part of the Houseparty Helper drawing.

☐ No, I will pick up the prototype after the Brunch on Sunday. (It will be held in Operations.)

☐ Yes ☐ No I would like to donate a **kit** for a Houseparty Helper collection. (It will be picked up before Mega Roundtable sales.)

If my Mega Roundtable is wait listed:

☐ Yes, I still wish to donate the prototype I am sending with this application to be used as part of the Houseparty Helper drawing.

☐ No, I will pick up the prototype after the Brunch on Sunday. (It will be held in Operations.)



Auction



Wow! Are you ready for another year of a Fun and Exciting Auction??

NAME will hold a couple of Silent Auctions during the convention with the Silent/LIVE auction to be held on Friday Evening.

Please plan to join us and bid on that (or those) special items you find for your collection.

Do you have items in your collection that you would like to donate to the auctions. Check your collection and plan to bring something to donate. All price ranges are welcome. Remember, the more you donate, the more successful the Auctions are for NAME. If we receive more items than we can auction during the event, they will be held for future online auctions. We would love to have your donations.

Auctions are sponsored by the NAME Board of Trustees and benefit NAME's General Fund. Because NAME is a Not-for-Profit 501 (c) (3) corporation, your donations may be tax deductible to the extent allowed by law. Please consult your tax advisor for details.

Please complete the form below and return
to me no later than **May 5, 2023**

Rhonda Keef
16 South Antigo Court
Greer, SC 29650
auctions@miniatures.org

-----Send it to the address above.-----

Auction Donation Slip

Name _____ Email _____

Address _____ Phone (_____) _____

City _____ State _____ Zip _____

Description of items(s) I will donate _____

Estimated Value \$ _____

- ☐ I will bring the items(s) to the Convention
- ☐ I will send the items(s) to Rhonda Keef to arrive prior to **June 1, 2023**.



Garage Sale



The garage sale committee is looking for donations of good-quality miniatures and miniature-related items for the 2023 National Convention in Hyannis, Cape Code, MA. Dollhouses, room boxes (new or partially finished), dolls, fabric, trim, flooring, furniture, kits, landscaping material, tools, wallpaper, and wood are welcome. Please take a few minutes to check your stash and supplies for items you no longer want or need. If you have a large dollhouse please just bring it to the convention. We can't accept books and magazines because they just don't sell.

We are hoping to have a super-sized fun garage sale in Cape Cod. After the Covid 19 pandemic we really deserve it! Please consider donating some of your stash to become someone else's treasure!

As for packaging, please roll wallpaper and tie it with yarn/rubber bands or wrap it in Saran wrap (please don't use tape). Please group similar small items in Ziploc bags and bring them and any large items to the convention. If you prefer to mail the items, please send them so they arrive by **June 15, 2023** to the address below.

Whether you are bringing items with you or mailing them, please complete the form below and return it by **May 5, 2023** to:

Marilyn Ferkinhoff
230 Gossets Turn Drive
Middletown, RI 02842
mfmini@cox.net

If you have any questions about donations, or if you would like to help with the garage sale in some capacity, please contact Marilyn Ferkinhoff mfmini@cox.net.

----- Please **DO NOT** return this form to the NAME office. Send to the address above. -----

Garage Sale

Name _____ Email _____

Address _____ Phone (____) _____

City _____ State _____ Zip _____

Description of Treasures I will donate:

I will mail my donation to the above address (needs to arrive by **June 15, 2023**) _____

I will bring my donation to the convention _____

I would like to help at the garage sale _____ Please fill out a Gold Star Volunteer form.



Souvenir Book



An ad in the 2023 Name Convention Souvenir Book is a wonderful opportunity to advertise your business, recognize your club, or give a special message to someone. The souvenir book will reach all of the registrants at the 2023 NAME Convention which will be held in Hyannis, Cape Cod, MA. Many attendees save their books for use after the convention, not only to savor memories, but also as a resource guide to dealers and supporters.

AD RATES AND SIZES

(the first dimension is width, the second is height):

Full Page 7 1/8" x 9 5/8" or 7.125" x 9.625"	\$70
Half Page 7 1/8" x 4 5/8" or 7.125" x 4.625"	\$40
Quarter Page 3 1/2" x 4 5/8" or 3.5" x 4.625"	\$30
Business Card 3 1/2" x 2" or 3.5" x 2"	\$20

- Ad must be camera ready; preferably black and white.
- If you are sending the hard copy ad, do not fold, staple or paper clip ad.
- Digital format should be in at least 300dpi jpg, png, press-quality pdf, or tiff. (Other formats ask.)
- Prices are for black and white ads.
- Ad must be received by **June 19, 2023**.

Feel free to contact Marlyn at marlyngarciabrown@gmail.com with questions. To reserve your space, send ad, payment, and contract to:

Marlyn Brown Souvenir
Book Chair 322 N
Langley St.
Alexandria, VA 22304

Ad may be submitted in digital format to
marlyngarciabrown@gmail.com.

----- Please **DO NOT** return this form to the NAME Office. Send to address above. -----

2023 SOUVENIR BOOK ADVERTISING CONTRACT

METHOD OF PAYMENT: ☐ Check ☐ Money Order (payable to NAME 2023 National Convention)

Name _____ Email _____

Address _____ Phone (_____) _____

City _____ State _____ Zip _____

Total Amount Enclosed: \$ _____

Please indicate ad size: ☐ Full Page \$70 ☐ Half Page \$40 ☐ Quarter Page \$30 ☐ Business Card \$20



Souvenir Book Special



Each year the souvenir book features a different graphic or graphics that generally go along with the theme of the convention. For a contribution of \$5.00 per item you can add your own name, the name of that someone special, or the name of your club to one of these graphics. Since this year's theme is From Sea to Shining Sea, we've chosen various graphics to represent the theme. It's always a lot of fun to find what graphic has been randomly assigned to your special name along with helping raise money to support the souvenir book. These are samples of some of the graphics that will be used.



Mail payment & form by June 19, 2023 to:

**Marlyn Brown
Souvenir Book Chair
322 N Langley St.
Alexandria, VA 22304**



If you have questions, you may contact Marlyn by email at marlyngarciabrown@gmail.com.

----- Please **DO NOT** return this form to the NAME Office. Send to address above. -----

2023 SOUVENIR BOOK SPECIAL

\$5 per item. If you have more than 3, use back of form.

Please print clearly. One name per item please.

METHOD OF PAYMENT:

☐ Check

☐ Money Order (payable to NAME 2023 National Convention)

Name to be placed on item 1 _____

Name to be placed on item 2 _____

Name to be placed on item 3 _____

Name _____ Email _____

Address _____ Phone (_____) _____

City _____ State _____ Zip _____

Total Amount Enclosed: \$ _____



Basic Toolbox List



Here is a list of items you may want to include in your basic toolbox. This is only a suggested list - there may be additional items you want to add or some you may not want to include at all. However, these are generally the things an instructor will expect you to have with you. If you need specific tools beyond this list, your instructor should let you know in advance. Your tool box will evolve over time and reflect your personality as you make your miniature creations.

X-acto knife with #11 blades	Sandpaper (medium/fine)	Small cutting mat
Small notebook and pencils	Needle nose pliers	Paint brushes- various sizes & styles
2 pair scissors (paper & fabric)	Masking tape	Small spring clamps
12" and 6" cork-backed rulers	Tacky Glue	Fine point tweezers
Toothpicks	Emery Boards	Glue spreader/old hotel keycards

You may wish to bring a work light and extension cord as hotel lighting isn't always the best for Miniaturizing.

Below are additional supplies that you may find are helpful to have:

Steel wool 0000	Rubber gloves	Mouse pad
Wire cutters	Wood glue	Small screw drivers
Pin vise and drill bits	Cement for plastic	Container(s) for project
Utility knife	Plastic "zip" bags	Pins, needles, thread
Super glue	1" foam brush	Wax paper
Squaring jig or Legos	Damp cloth or wipes	Small bar clamps
Small T-square or right angle	Q-tips	Miter box & saw or a chopper
Band-Aids	Ball stylus	Black "Sharpie" marker

BASIC SKILLS

These are considered the basic skills necessary for a productive, enjoyable workshop experience:

1. Use basic tools confidently
2. Cut accurately with an X-acto knife
3. Read rulers and mark lengths accurately
4. Have knowledge of basic glues and how to apply them
5. Know how to paint smoothly

When asked to list the skills needed beyond the basic ones, most instructors reply that they would be more than prepared to teach whatever their students do not know how to do. What they would like students to have are some "Opens" – open minds, open hearts, open eyes, open ears and an open -----

SMILE



Tote Bag



It's time to take a trip to the seashore! The theme for this year's convention is From Sea to Shining Sea and will encompass Americana, patriotism, seaside, beach, marine, ocean, etc. We invite you to be a part of the fun by donating tote bag favors.

Favors are small, inexpensive, well-crafted gifts donated by clubs or individuals and given to each registrant. We will be filling **300** Tote Bags. If possible, we would appreciate a minimum donation of 100 favors. All scales are welcome.

To be listed in the souvenir book, mail the bottom of this [form](#) so it arrives to us by **May 5, 2023**. Send form to:

Sue Ostheimer

273 Erskine Rd

Stamford, CT 06903

If you have any questions, contact Sue at snosue7@aol.com or 203-322-9699

(see below for mailing address for tote bag favors)

Here are some ideas to get you started, although favors do not need to relate to the theme.

Statue of Liberty	Basket for bait & fish/creel	Life preserver
Landscape scene/painting	Sand pail & shovel	Buoys
Coastal scene	Oars	Sea horses
Lighthouse	Salt water taffy	Picnic food
Map of America	Marine flags	Fireworks
Shells, Sand	Can of worms	Sunglasses
Telescope	Beach glass in a jar	Sun tan lotion
Boats	Anchors	Big floppy hat
Mermaids	Kite	Fishing net
Sand castle	Surfboard	Sunglasses
Fish	American flag	Message flags
Fishing pole	Bag of ice, Cooler	Boots, Waders
Beach towels	Sailor hat	Pinwheels
Treasure map	Book-Old Man & the Sea	Beer
Lobsters	Book-How to Tie Nautical Knots	Mounted fish
Crabs	Book-From Sea to Shining Sea	Lobster floats
Beach chair	Binoculars	Bobber

Please plan to have the **tote bag favors arrive** at the following address by **June 15, 2023**.

Lucy Seiler

350 Chestnut Hill Rd.

Norwalk, CT 06851

203-762-1988

----- Please DO NOT send this form to the NAME office. *SEND TO THE ADDRESS AT TOP OF FORM* -----

TOTE BAG FAVORS

Name of donator _____ E-mail _____

Address _____ Phone (____) _____

City _____ State _____ Zip _____

Description of Favor _____ Quantity _____

*Thanks for sharing your time & talent. Tote bag favors must be received at the above address by **June 15, 2023***



Area Attractions



BEACHES! Go put your toes in the sand, breathe in the salty air, watch the boats float by, and search for seashells!

- **Keyes Memorial Beach:** 4 minutes, 1 mile
- **Hyannisport Beach:** 4 minutes, 1.3 miles
- **Veteran's Park Beach:** 5 minutes, 1.6 miles
- **Craigville Beach:** 6 minutes, 2.6 miles
- **Kalmus Beach:** 7 minutes, 2.2 miles
- **Seagull Beach:** 14 minutes, 5.3 miles
- **Mayflower Beach:** 24 minutes, 11 miles

On the Water! Harbor cruises, Inshore fishing, whale watches, and ferries to the islands! Ahoy Mateys!

- **Hyannis Harbor Cruise:** <https://hylinecruises.com/hyannis-harbor-cruises/> (1 hour Cruise) Learn about the history of Hyannis and local area landmarks including Great Island, the Kennedy Memorial, St. Andrews-by-the-Sea, Squaw Island, Point Gammon Light, and the historic Kennedy Compound in Hyannisport. Live commentary. KIDS RIDE FREE on morning trips.
- **Helen H Inshore Fishing:** <https://helen-h.com/inshore/>
With the different tours we offer, you'll enjoy any of these trips, whether you are a beginner at fishing or a seasoned fisherman! Experience a beautiful day on the water while soaking up the sun and fresh air! Our trips are fun for the entire family! We offer high-action fishing trips every day from Mid-June to Mid-September.
- **Hyannis Whale Watchers Cruises:** whales.net
Whale Watch cruises are generally three and a half to four hours long. Trips are led by our experienced captains and are narrated by our expert naturalists. Once aboard, find seats and get yourself comfortable. Spend some time familiarizing yourself with the boat. The trip begins as the boat navigates through Barnstable Harbor heading out toward Cape Cod Bay.
As you travel north across Cape Cod Bay, the naturalist will be around to visit and answer questions. On clear days you will see the Pilgrim Monument located in Provincetown. You will pass Race Point Lighthouse at the very tip of Cape Cod, and, as we near Stellwagen Bank National Marine Sanctuary; it is time to start watching for whales!
- **Fast Ferries to Nantucket or Martha's Vineyard:**
 - <https://hylinecruises.com/>
 - <https://www.steamshipauthority.com/>Do not miss the opportunity to visit Nantucket or Martha's Vineyard! Easy day trips can be planned by visiting the above websites and scheduling round-trip rides from Hyannis.
Walk Nantucket's cobblestone streets, and see historic Captain's homes! The Nantucket Whaling Museum, restaurants, and shops are all steps from the fast ferry docks. (Fast ferry ride to Nantucket is 1 hour)
Or, the must-see Oak Bluff's Gingerbread Cottages on Martha's Vineyard! See the real thing and then check out the many miniature houses that will be on display in the Exhibit Room! Again, The cottages, restaurants, and shops are all steps from the fast ferry dock! (Fast Ferry ride to Oak Bluffs is 40 minutes)

Wicked Awesome Museums! Pirates, Maritime history, Cape Cod Artists, and the Kennedy's all have excellent museum collections to share with you while visiting Cape Cod.

- **Whydah Pirate Museum:** <https://www.discoverpirates.com/> The Whydah Pirate Museum and its affiliated facilities house the largest collection of pirate artifacts ever recovered from a single shipwreck. In addition to recovering and preserving these artifacts, the museum's mission is to provide educational content that not only engages and teaches students, but also passes on a story that is an important piece of local Cape Cod history.
- **Cape Cod Maritime Museum:** <https://www.capecodmaritimemuseum.org/> Our mission is to preserve the rich maritime traditions and history for which Cape Cod and the Islands are known. We strive to enable audiences of all ages to understand and enjoy maritime culture through exhibitions, collections, public events, and educational programs. Every year, visitors from the immediate community, around the state, New England, and the world visit us to learn about our rich maritime history.

From Sea to Shining Sea • NAME 2023 Convention • Hyannis, Cape Cod, MA

- **John F. Kennedy Hyannis Museum:** <https://jfkhyannismuseum.org/> Visit the John F. Kennedy Hyannis Museum to learn about the legacy of President Kennedy and his deep connection to Cape Cod where he enjoyed special days with family and friends. The Cape was the one place he could relax and feel at home, even while bearing the weight of the world. Learn why Hyannis Port was considered the “heart and home” of the Kennedys. Step into the unforgettable Summer White House days of the 1960’s when a beloved President and his family brought joy and hope to a nation.
- **Massachusetts Air and Space Museum:** <https://www.massairspace.org/> The Massachusetts Air & Space Museum is a boutique museum in Hyannis that showcases exhibits on the history of aviation and space exploration, focusing on ties to Massachusetts people and industry. There are several hands-on interactive exhibits to engage visitors to simulate flight.
- **Cahoon Museum of American Art:** <https://cahoonmuseum.org/> Welcoming all visitors and putting their experience first. Celebrating American ingenuity, creativity, and craftsmanship while imparting a deeper understanding of New England’s heritage and contribution to American art. The Cahoon museum embraces the creative spirit of Cape Cod folk artists Ralph and Martha Cahoon by engaging living artists who create art and craft in nontraditional ways.
- **Heritage Museum and Gardens:** <https://heritagemuseumsandgardens.org/> Heritage Museums & Gardens is located on 100 acres of magnificent grounds and trails on the banks of Shawme Pond in Historic Sandwich. The gardens feature internationally important collections of rhododendrons, including those created by Charles Dexter, who did his ground-breaking plant hybridizing work here. Additional horticultural areas of interest include a comprehensive collection of hydrangeas, a collection of over 1,000 varieties of daylilies, hostas, herb, heather gardens, and more than a thousand varieties of trees, shrubs, and flowers along beautiful and easily walked paths. Hidden Hollow, a family-friendly outdoor discovery area, is a place for exploration of the outdoors and our place in it. Furthermore, Heritage offers three gallery buildings housing permanent exhibits of world-class automobiles, a working vintage carousel, American folk art, and featured special exhibitions.

Main Street and More! There is so much more to do! Don’t miss all of the following, close activities and attractions!

- **Main Street, Hyannis:** <http://www.hyannismainstreet.com/> Main Street Hyannis is an interesting and eclectic all-American Main Street that is a wonderful place to visit, shop, dine, and be entertained. With specialty shops, restaurants, and fun attractions, there is something for everyone on Main Street on internationally known, downtown Hyannis. Visit the JFK Hyannis Museum, shop for Nantucket Reds or sea glass jewelry, enjoy a barbecue on the patio, and hear jazz over martinis...all on Main Street. All year long there are things to do for the entire family, check our website or just stroll the sidewalks.
- **HyArts Artists Shanties:** <https://artsbarnstable.com/destinations/hyarts-shanties/> Visit the ARTIST MARKET AT THE ARTIST SHANTIES Support your local creatives, and find something hand-made, designed, or crafted by Cape Cod artists!
- **Cape Cod Melody Tent:** <https://www.melodytent.org/> It Happens Here: Historic Cape Cod Melody Tent still hosting iconic acts in Hyannis. Cape Cod Melody Tent is a South Shore Playhouse Associates-owned tent theater located in Hyannis, Massachusetts. Affiliated with the South Shore Music Circus, these are the only two continuously-operated tent theaters in the round in the United States. Check the website for the schedule of events.
- **Steve & Sue’s PAR-TEE Freeze:** <https://parteefreeze.com/> While at the NAME National Miniature Convention, enjoy the Fun and Food and MINIATURE GOLF at Steve and Sue’s! Lightning Falls, located right beside Par-Tee Freeze at 455 West Main Street in Hyannis is an 18-hole adventure mini golf course with a cave and waterfall feature.
- **John F. Kennedy Memorial and Veteran's Park:** The John F. Kennedy Memorial is located on Ocean Street in Hyannis, Massachusetts. It overlooks Lewis Bay, where President Kennedy often sailed throughout his life while in Hyannis Port, Massachusetts. A quiet park with beautiful harbor views.



Hotel Information



Emerald Resort
(Formerly the Hyannis Resort and Conference Center)
35 Scudder Avenue
Hyannis, MA - 02601
(866)-828-8259

Room rate is \$159 plus taxes and fees

Hotel amenities:

- Complimentary On-site Parking
- Complimentary Wi-Fi
- Indoor pool and Outdoor Pool and Fitness Room
- Beauty Salon
- 100% Non-smoking rooms
- Handicap accessible rooms

HOTEL RESERVATIONS: A block of guest rooms has been reserved **August 16 - 20, 2023** at the Group rate of **\$159** plus tax - at The Resort & Conference Center at Hyannis for the **National Association for Miniature Enthusiasts (NAME)**. We have extended the group rate starting **August 12th**, and ending **August 21st, 2023** - based on guest room availability for any pre/post stays. We encourage you to reserve early since it is a prime week on Cape Cod.

PLEASE NOTE IN ORDER TO BOOK YOUR RESERVATION ONLINE:

<http://www.capecodresortandconference.com/>

“Check Availability/Book Online”

Enter Group Code: NAME23

Or, book your room by calling the hotel at (866) 828-8259

Guests must identify their affiliation with **National Associates of Miniature Enthusiasts 2023** when making reservations.

In order to receive the group rate, please be sure to only use the above website to reserve their rooms and not a third party website such as Expedia or Orbitz etc.

All reservations must be secured by a one night deposit, plus current 14.45% Massachusetts Occupancy room tax, per room via a valid American Express, Visa or MasterCard number. The block of rooms will be held until **July 19th, 2023** at which time the unused portion will be released and rack rates will apply.

If an individual reservation is cancelled EIGHT days or more prior to arrival, the deposit is refunded, less \$15.00 service charge and a cancellation number is obtained. If an individual reservation is cancelled SEVEN days or less prior to arrival, or does not arrive on the specified dates, the reservation is cancelled for all nights and the entire deposit will be forfeited.

It is the responsibility of the guest to reserve special needs/handicap accessible rooms.

From Sea to Shining Sea · NAME 2023 Convention · Hyannis, Cape Cod, MA



Directions & Transportation



Emerald Resort (Formally the Hyannis Resort and Conference Center) 35 Scudder, Ave, Hyannis, MA 02601

- From Boston Logan Airport** 1 hour, 23 minutes (73.2 miles) via MA-3 S
Get on I-90 W from Transportation Way. Follow I-93S, MA-3 S and US 6 E to MA-132 S/
Iyannough Rd in Barnstable, Take exit 68 from US-6 E
Continue on MA-132 S/Iyannough Rd to Emerald Resort
- From Providence T. F. Green Airport** 1 hour, 28 minutes (85.3 miles) via I-195 E
Get on T. F. Green Airport Connector Road from Warwick Industrial Drive, Main Ave
and Jefferson Blvd.
Take I-95N, I-195 E, MA-25 E and US-6E to MA-132 S/Iyannough Rd in Barnstable.
Take exit 68 from USD-6
Continue on MA-132 S/Iyannough Rd to the Emerald Resort
- From New York City** 4 hours, 34 minutes (254 miles) via I-95 N
Get on FDR Dr. North
Take I-95 N, I-195 E and US -6 E to MA-132 S/Iyannough Rd in Barnstable
Take exit 68 from USD-6
Continue on MA-132 S/Iyannough Rd to the Emerald Resort
- From Barnstable Municipal Airport** 6 minutes (1.8 miles)
Head South on Barnstable Road
Follow Barnstable Rd and Winter Street to Stevens Street
Turn Right onto Stevens Street
Resort and Conference Center is 2 minutes down the road.

TRANSPORTATION to Emerald Resort

Karen Karol, Professional Driver, to/from Logan and Green Airports (also Amtrak)--Call 508-241-5510
\$140, cash, one way, for 1-4 people with luggage.

Cape Flyer, passenger train Boston to Hyannis: capeflyer.com

Peter Pan Bus Line, peterpanbus.com

Plymouth & Brockton Bus Line, p-b.com

Town Taxi of Cape Cod, 508-775-5555

Uber and Lyft are available in Rhode Island and Massachusetts.

Parking:

All hotel parking is free.